



# Leeds Childcare Sufficiency Assessment 2023-2024



# Contents

<b>Executive Summary</b>	<b>3</b>
<b>Main Findings of the Childcare Sufficiency Assessment (CSA)</b>	<b>4</b>
<b>1. Introduction</b>	<b>5</b>
1.1 Leeds' Priorities	5
1.2 Role of the Sufficiency & Participation Team	5
1.3 Free Early Education Entitlement	6
<b>2. Early Years Education and Childcare in Leeds</b>	<b>7</b>
2.1 Types of childcare available within Leeds	7
2.2 Quality of provision	7
2.3 Childcare costs	8
2.4 Childcare for children with special educational needs and disabilities (SEND) in Leeds	8
<b>3. Key updates on actions</b>	<b>9</b>
3.1 Updates on the 2021 - 2022 Childcare Sufficiency Assessment	9
3.2 Actions and priorities for 2023-2024	11
Appendix A - Birth rate summary by Childcare Planning Area	12
Appendix B - Wards and Childcare Planning Areas	13
Appendix C - Childcare Planning Areas and Children's Centre Reach Areas	15
Appendix D - Childcare Planning Area Summaries	18
Appendix E - Glossary	103
Appendix F - Useful Links	104
Appendix G - Feedback	106



## Executive summary

The Childcare Sufficiency Assessment (CSA) has been carried out to help ensure there is enough childcare for working parents or for them to take up training opportunities that lead to work. The assessment looks at the childcare market in Leeds, estimating demand using a variety of indicators and assumptions, comparing this to supply. This assessment is an update to the 2021-2022 CSA for elected council members. It may also be of interest to parents, providing them with an overview of the childcare which is offered across the city and in their locality. Existing and potential childcare providers will also find the information provided in the assessment useful when considering a change to their delivery models or expanding their provision or looking to develop in new areas of the city and should be used alongside their own market research to assess demand in particular areas and points in time.

The childcare market is particularly dynamic, with many factors affecting demand and supply, particularly parental choice. Therefore, the findings of this report are indicative only and further detailed analysis of local areas should be undertaken by childcare providers to fully understand the local market.

Following a period of growth where the birth rate peaked at 10,350, births in Leeds have declined significantly over the last few years to just over 8,600 city-wide. The 5 years of falling birth rates between 2016 and 2020, equates to a 21% decline during this period, and the latest NHS data shows a very slight increase on the previous year as shown in 'Figure 1 - Births in Leeds'. It is too early to determine whether this will continue to rise, although the Office for National Statistics (ONS) do forecast a decrease in the 0-4 population in Leeds over the next 5 years. A summary of the birth rates by each Childcare Planning Area since 2011 are shown in Appendix A.

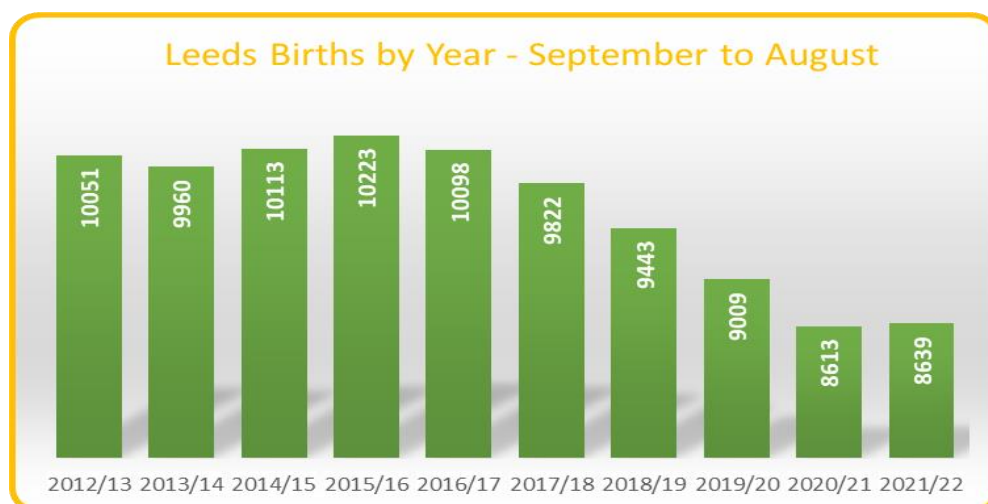


Figure 1 – Births in Leeds (source: NHS)



## Main findings of the CSA

- Following several years decline in births, the latest information shows these have stabilised at just over 8,600.
- Although providers are continuing to respond to supporting two-year-old places, the percentage take-up of FEEE entitlement by eligible two-year-olds varies across different areas of the city and further work is ongoing to increase the overall take-up of the offer.
- Providers are raising concerns about the ongoing challenges with staff recruitment and retention. This has made the sector vulnerable.
- Significant rising costs in utilities and inflation is affecting financial viability.
- Providers are working with increasing numbers of children with additional needs and requiring support, highlighting speech, language and communication delay.
- Providers are concerned at underfunding and the amount received from the local authority does not cover the cost of providing free early education places.
- There are significantly fewer active child minders across the city compared with previous years, and a decline in the number of new child minders becoming registered. However, as the city-wide average of Free Early Education Entitlement (FEEE) increases – Summer 2021 89%, Summer 2022 93% - this is not anticipated to affect the availability of places.
- The lower number of children being born is starting to impact on many childcare providers across the city, who are experiencing lower numbers on roll and this is therefore negatively impacting on their business.



# 1. Introduction

## 1.1 Leeds' priorities

The 'Best City Ambition' is the overall vision for the future of Leeds, in which the aims of 'improving lives of families who are most likely to experience poverty' and 'ensuring that all children in all areas of the city have the best start in life and enjoy a healthy, happy and friendly childhood' are set out. By supporting the commitment to starting well, we close educational attainment gaps between the most and least advantaged children. One of the ways in which we can do this is to support families and children to attend early years education settings and increase the take up of free early education entitlement for children, particularly in areas of deprivation or where take-up is low. These commitments are underpinned by the Leeds 3A's Strategy and Children and Young People's Plan and form a key focus of the work of the Sufficiency and Participation Team and its priorities.

## 1.2 Role of the Sufficiency and Participation team

The Sufficiency and Participation team, based within Children and Families directorate at Leeds City Council, is responsible for meeting statutory duties with regards to ensuring that there are sufficient high quality local learning places for all children and young people living in Leeds between the ages of 0 and 19 (25 for young people with additional needs). Through analysing and interpreting local demographic, housing and other data sources and working with learning and childcare providers and other stakeholders, the team plans how to provide appropriate numbers of learning places to meet future need.

The data used to assess and plan Early Years provision is organised by areas, with the city divided into 42 geographical areas called Childcare Planning Areas (CPAs). These areas are used in planning Early Years and primary provision and the data contained within Appendices B to D of this report is presented by CPA. The areas have been determined by considering natural boundaries and other local features such as major roads, rivers and areas of population. Although provision is often planned at a CPA level, the demographics and housing in neighbouring areas is considered along with patterns of where children access provision relative to where they live. Sometimes, for the purposes of planning provision, a particular part of a planning area is considered, for example if localised pressure has been identified.

Analysis of this data, together with intelligence held by the Family Information Service and Learning Improvement colleagues, enables the Sufficiency and Participation team to identify areas where there may be an unmet demand or a surplus of childcare places. The team works collaboratively with local childcare providers to find feasible solutions of how best to address



any identified gaps in provision or surplus places, whilst striving to ensure that a high level of quality and flexibility exists for families in Leeds. More recently this has developed into supporting settings manage vacancies due to the decline in the numbers of children in some parts of the city.

## 1.3 Free Early Education Entitlement (FEEE)

### 1.3.1 Two-year-old free early education entitlement

Some two-year-old children are eligible for FEEE; eligibility for funding is based on the national criteria. In Leeds all eligible two-year-olds can access a free early education place from the term after their second birthday. Each eligible child is entitled to up to 570 hours per year of free early education from the term after their second birthday for a maximum of three terms. Leeds Family Information Service has rolled out the Golden Ticket Scheme for those children eligible for 2-Year-old FEEE. Parents will receive confirmation of eligibility and are encouraged to take the ticket to a provider of their choice.

### 1.3.2 Three- and four-year-old free early education entitlement

All three- and four-year-olds and eligible two-year-olds are entitled to 570 hours free early education a year, delivered as a minimum as 15 hours a week over 38 weeks (school term time) but can be taken as a stretched offer with fewer hours a week over more weeks in a year. Since September 2017 eligible three- and four-year-olds have been entitled to an additional 570 hours free childcare, taking the entitlement for some children to 1,140 hours a year. Parents of children accessing a FEEE place can pay for additional hours to meet their childcare needs. This offer is widely available within the sector.



## 2. Early Years education and childcare in Leeds

### 2.1 Types of childcare available within Leeds

The following types of childcare are available in Leeds:

#### 2.1.1 Full day care

Care for children aged from birth to five, many of which are open all year round, registered and inspected by Ofsted. Full day care includes: -

- Childcare on non-domestic premises including nurseries and pre-schools
- Childcare on domestic premises where four or more practitioners work together to provide care in a home that is not the child's
- Child minders, practitioners who offer care to children in their own homes
- Home child carers/nannies where an individual cares for children in the child's own home
- Children's centres offering childcare – in Leeds they are Little Owls settings (24).

#### 2.1.2 Other types

- Sessional care, care for children under five and available fewer than eight hours per day. Most settings offer term time provision, and many offer a combination of sessions
- Breakfast club, provision for children before school starts including breakfast and usually offered on site and run by schools. Often, they are funded – Greggs, Magic Breakfast etc – free or low cost and are run for a shorter period than a before school club
- Before school club, a childcare facility provided to a child before school hours typically including breakfast
- After school club, a childcare facility provided to a child after school hours typically including a light tea
- Holiday playscheme, provision for early years and school age children in some or all the school holidays. Typically, most are run by private voluntary and independent providers, however they may also be run directly by schools.
- Nursery class, early education that is part of an infant or primary school
- Crèche provides care for children for under two hours. They are not registered with Ofsted.



## 2.2 Quality of provision

In Leeds, 97% of active early years registered providers received a good or outstanding judgement (overall effectiveness), at their last inspection: -

- 17% were judged as outstanding
- 80% were judged as good
- 92% of funded 2-year-olds are accessing a place in good or outstanding settings.
- 73% of 2-year-olds are benefitting from FEEE funding
- 89% of funded 3- and 4-year-olds are accessing a place in Good or Outstanding settings
- 96% of 3- and 4-year-olds are benefitting from FEEE funding
- 58% of 2-, 3- and 4-year-old children are accessing a place at providers with staff with graduate status
- 61% of children are achieving good levels of development at the end of the Foundation Stage.

Source: Local Authority Interactive Tool 2022, Management information childcare and inspections 2022

## 2.3 Childcare costs

Based on information gathered from providers across Great Britain, the average cost of a part time childcare place (25 hours per week) for a child aged under two in a nursery is £138.70. In comparison, the average Leeds costs are £129.25 for local authority settings and £138 for the Private, Voluntary and Independent (PVI) sector.

The average childminder costs of a part time childcare place (25 hours per week) for a child aged under two across Great Britain is £124.41 per week. The Leeds comparison has found that the average childminder weekly cost across the city is £137.50, which is almost 11% higher than the national average.

SOURCE: CORAM Family and Childcare Great Britain Survey 2023

## 2.4 Childcare for children with special educational needs and disabilities (SEND) in Leeds

Leeds City Council (LCC) is committed to ensuring that children with SEND or disabilities have access to a wide range of high-quality childcare. To support providers to meet the needs of children and young people, LCC provides: -

- Access to Special Educational Needs Coordinator (SENCo) training opportunities





- Funding to enable children to access Early Years settings
- The Leeds Local Offer which provides information on services and provision to families, young people, and children with special educational needs and/or disabilities
- Details of childcare settings that offer places to children and young people in Leeds with SEND can be found on the Leeds Family Information Service website, and parents and carers are encouraged to contact settings to discuss individual specialist provision and support needs for their child.



### 3. Key updates on actions

#### 3.1 Updates on the 2021 - 2022 Childcare Sufficiency Assessment

Action/Priority	Updates
To increase the percentage of take-up of FEEE for eligible 2 Year Old children, by working with childcare providers and schools and investigate effective ways to promote and establish the entitlement, specifically within the low take-up areas.	The local authority working closely with schools to change the age range has supported an increase in take up even though the birth rates and the number of eligible children has declined.
Monitor the number of children eligible for 2 year old FEEE to determine whether more families meet the criteria post-pandemic and assess the impact of this on demand for places.	Children accessing FEEE has been closely monitored post pandemic and the number of children eligible has declined by approximately 10%.
Review the impact of any changes in the take up of 3YO FEEE, specifically 30hrs entitlement, linked to employment changes and patterns of working, post pandemic.	The number of families taking up the 30 hrs offer has increased by 3.3% in the last year. This is reflective of employment levels pre pandemic.
Develop a city-wide survey for parents and carers to help the authority better understand the experience of families with regards to childcare.	An online survey is due to be made available in the summer and the results will be reported in the next update in 2024.
Conduct an audit of before and after school care to ensure sufficient provision available and to understand any impact the pandemic has had on this provision.	A city-wide audit has been completed post pandemic. Providers stated that there was a sense of returning to pre pandemic times in terms of demand. Some providers noted a change in demand for places as parents combined working from home with their childcare needs and arrangements. The audit identified sufficient provision city-wide.
Carry out an audit on registered holiday provision available across the city, to understand whether there is sufficient childcare during the holiday period.	As part of the before and after school childcare audit, providers were asked for details on their holiday provision. However, many said they would assess demand nearer the main school holidays, in particular the summer. Providers have concern over the viability of some holiday provision as parents struggle with the cost of childcare and changes in parents working patterns impacts



	on the demand for places. Other types of holiday provision are delivered again throughout the summer, including sports-based clubs.
Establish a process for childcare providers to share vacancy information with the local authority, to support the planning of early years provision.	The Family Information Service send weekly communications to all registered providers with key updates including claims information, and Ofsted and DfE messages. As part of the planned provider survey, occupancy and vacancy information will be recorded.
Investigate whether housing developer contributions can be used to support the development/improvement of Early Years provision within primary schools.	Although this is limited to maintained Early Years provision within primary schools, a more joined up service approach is now in place to support the use of developer contribution.
Continue to support providers to adapt to any market changes as a consequence of the pandemic and the city's decreasing birth rates.	We continue to support providers with ensuring their models of delivery are appropriate and reflective of the community needs, combining funded places with chargeable places where appropriate. We regularly signpost to other teams, services, or departments to ensure our settings are sustainable.
Investigate the potential to access funding to provide a business support role for providers needing financial advice in the future.	Providers are supported with the offer of networking (provider meetings) sharing training opportunities and in some cases, settings mentoring each other to address financial issues.
Continue to hold virtual meetings with providers on a termly basis to keep up to date with issues and share information.	Childcare provider meetings continue to be held termly and are represented well. These are proving to be a useful platform for both providers and local authority teams to share and gather information and talk through any key issues that arise.



### 3.2 Actions and priorities for 2023-2024

- Using NHS birth data, birthday cards will be sent to the home address of children about to become 3 detailing the eligibility criteria for 15 or 30 hours of free early education entitlement. This will promote Leeds Family Information Service and links to Little Owls settings. This is a trial and will be rolled out in the 4 childcare planning areas with the lowest take-up of FEEE. The aim is to increase awareness and improve take-up.
- A parent/carers survey will be developed to allow the local authority to better understand parents/carers childcare experience which will help to inform our planning. The online survey will be circulated on the council website and via social media outlets.
- A childcare provider survey will be developed to allow the local authority to better understand key challenges and information such as costs, occupancy and vacancy rates, their financial stability, and any plans to expand places/provision.
- Continue to support early years providers, where requested, by reviewing their offer and models of delivery and work with providers to look at alternative approaches to aid sustainability.
- Continue to work in partnership across key services as part of the priority to raise awareness and increase the take-up of eligible 2-year-old children with a focus on the areas of low take up.
- Continue to work with partners as part of the Nesta Programme Board, where Leeds, along with York and Stockport were chosen to be a local programme. The board focus is on literacy and numeracy, speech language and communication, home learning and research into attendance.



## Appendix A – Birth rates by Childcare Planning Area

CHILDCARE PLANNING AREA	BIRTHS DURING ACADEMIC YEAR (SEPTEMBER TO AUGUST)										
	2011/ 2012	2012/ 2013	2013/ 2014	2014/ 2015	2015/ 2016	2016/ 2017	2017/ 2018	2018/ 2019	2019/ 2020	2020/ 2021	2021/ 2022
Alwoodley	195	189	209	184	202	198	187	161	149	146	150
Ardley / Tingley	237	212	214	218	241	225	215	214	192	198	164
Armley / Wortley	453	462	447	465	467	467	431	467	407	381	410
Beeston	319	278	297	282	294	280	295	274	244	205	236
Belle Isle	235	235	206	241	204	212	226	188	183	183	161
Boston Spa	89	82	75	112	103	71	95	80	96	73	67
Bramhope / Pool	45	42	35	41	35	44	45	55	41	46	46
Bramley	417	414	386	383	367	338	346	325	293	264	284
Burmantofts	269	244	263	265	254	269	270	258	229	240	227
Calverley	91	78	70	78	72	75	72	67	45	55	56
Chapel Allerton	320	286	294	257	290	278	266	270	263	224	233
Cookridge / Adel	295	301	301	297	349	313	320	313	306	271	296
EPOS Villages South	96	91	112	95	85	102	85	95	77	88	89
EPOS Villages West	87	75	78	70	92	88	76	80	75	85	70
Farnley	164	159	166	149	161	154	148	161	144	156	148
Farsley	147	133	119	142	124	139	136	117	118	135	123
Garforth	145	120	146	119	152	173	140	138	136	140	141
Gildersome / Drighlington	149	137	109	128	123	106	117	140	114	89	125
Guiseley / Yeadon / Rawdon	408	389	379	395	411	431	393	400	391	351	331
Harehills	779	733	680	708	735	729	731	709	689	669	706
Holbeck	406	396	416	440	422	440	408	379	369	359	383
Horsforth	222	228	242	237	253	235	216	215	175	186	178
Hunslet	121	124	123	127	124	116	122	113	125	101	97
Hyde Park / Headingley	256	247	239	279	264	228	221	261	218	173	199
Kippax	101	95	97	100	103	94	93	86	93	100	90
Kirkstall / Burley / Hawksworth	283	256	235	258	258	219	246	231	213	220	205
Lower Aire Valley	153	150	148	180	169	174	159	161	157	159	172
Manston	109	129	116	117	154	116	142	120	91	107	117
Meanwood	287	259	257	256	240	247	212	216	200	233	195
Middleton	267	267	260	265	253	254	254	210	206	189	204
Morley	427	418	363	385	381	404	375	366	343	314	328
Osmondthorpe / Templenewsam	302	314	281	268	288	283	281	293	286	286	259
Otley	120	141	143	128	140	141	162	123	144	135	122
Pudsey / Swinnow	393	362	374	429	404	400	389	370	365	350	364
Richmond Hill	219	236	228	236	216	227	216	197	202	203	199
Rothwell / Robin Hood / Woodlesford	306	296	341	321	303	319	319	273	283	265	227
Roundhay / Wigton	555	583	597	596	601	595	517	516	528	483	475
Seacroft	253	267	262	225	254	244	257	233	225	202	236
Stanningley	133	131	143	132	112	142	126	96	116	102	99
Swarcliffe / Whinmoor	229	219	221	221	218	252	233	225	213	203	174
Wetherby	86	99	97	84	89	87	85	99	107	101	113
Woodhouse	182	174	191	200	216	189	195	148	158	143	140
<b>Grand Total</b>	<b>10,350</b>	<b>10,051</b>	<b>9,960</b>	<b>10,113</b>	<b>10,223</b>	<b>10,098</b>	<b>9,822</b>	<b>9,443</b>	<b>9,009</b>	<b>8,613</b>	<b>8,639</b>



## Appendix B - Wards and Childcare Planning Areas

The following table shows the overlap between the Childcare Planning Areas and Wards across the city.

Ward	Childcare Planning Area
Adel & Wharfedale	Bramhope & Pool
	Cookridge & Adel
Alwoodley	Alwoodley
	Roundhay & Wigton
Ardsley & Robin Hood	Ardsley & Tingley
	Rothwell, Robin Hood & Woodlesford
Armley	Armley & Wortley
	Bramley
Beeston & Holbeck	Beeston
	Holbeck
Bramley & Stanningley	Stanningley
	Bramley
	Farnley
Burmantofts & Richmond Hill	Burmantofts
	Richmond Hill
Calverley & Farsley	Calverley
	Farsley
	Pudsey & Swinnow
Chapel Allerton	Chapel Allerton
	Meanwood
City & Hunslet	Hunslet
	Holbeck
Cross Gates & Whinmoor	Swarcliffe & Whinmoor
	Manston
Farnley & Wortley	Farnley
	Armley & Wortley
Garforth & Swillington	Lower Aire Valley
	Garforth
Gipton & Harehills	Harehills
Guiseley & Rawdon	Guiseley, Yeadon & Rawdon
Harewood	EPOS Villages West
	EPOS Villages South
Headingley	Hyde Park & Headingley
Horsforth	Horsforth



Ward	Childcare Planning Area
	Guiseley, Yeadon & Rawdon
Hyde Park & Woodhouse	Woodhouse Hyde Park & Headingley
Killingbeck & Seacroft	Seacroft Manston
Kippax & Methley	Lower Aire Valley
	Kippax
	EPOS Villages South
Kirkstall	Kirkstall, Burley & Hawksworth
	Cookridge & Adel
Middleton Park	Belle Isle
	Middleton
	Hunslet
Moortown	Meanwood
	Roundhay & Wigton
Morley North	Morley
	Gildersome & Drighlington
Morley South	Ardsley & Tingley
	Morley
Otley & Yeadon	Guiseley, Yeadon & Rawdon
	Otley
Pudsey	Pudsey & Swinnow
Rothwell	Rothwell, Robin Hood & Woodlesford
Roundhay	Roundhay & Wigton
Temple Newsam	Osmondthorpe & Temple Newsam
Weetwood	Cookridge & Adel
	Hyde Park & Headingley
Wetherby	Boston Spa
	Wetherby



## Appendix C - Childcare Planning Areas and Children's Centre Reach Areas

The following table shows the overlap between the Childcare Planning Areas and Children's Centre reach areas across the city.

Childcare Planning Area	Children's Centre
Alwoodley	Alwoodley CC
Ardsley & Tingley	Ardsley & Tingley CC Lofthouse CC
Armley & Wortley	Armley Moor CC Castleton CC
Beeston	Cottingley CC Two Willows CC
Belle Isle	Windmill CC
Boston Spa	Boston Spa CC
Bramhope & Pool	Otley CC
Bramley	Bramley CC Hollybush CC
Burmantofts	Shakespeare CC
Calverley	Farsley & Calverley CC
Chapel Allerton	Chapel Allerton CC Chapelton CC
Cookridge & Adel	Ireland Wood CC
EPOS Villages South	Boston Spa CC Garforth CC
EPOS Villages West	Wetherby CC
Farnley	Farnley CC
Farsley	Farsley & Calverley CC
Garforth	Garforth CC
Gildersome & Drighlington	Gildersome CC
Guiseley, Yeadon & Rawdon	Guiseley CC Yeadon & Rawdon CC
Harehills	Harehills CC Shepherds Lane CC Gipton North Gipton South
Holbeck	City & Holbeck CC New Beverley CC
Horsforth	Horsforth CC
Hunslet	Hunslet CC
Hyde Park & Headingley	Headingley CC Burley Park CC
Kippax	Kippax CC





Childcare Planning Area	Children's Centre
Kirkstall, Burley & Hawksworth	Kirkstall CC Burley Park CC Hawksworth Wood CC
Lower Aire Valley	Villages East CC
Manston	Cross Gates & Manston CC
Meanwood	Carr Manor CC Meanwood CC
Middleton	Middleton CC
Morley	Morley North CC Morley South CC
Osmondthorpe & Temple Newsam	Temple Newsam, Halton & Colton CC Osmondthorpe CC Meadowfield CC
Otley	Otley CC
Pudsey & Swinnow	Upper Pudsey CC Swinnow CC
Richmond Hill	Richmond Hill CC Osmondthorpe CC
Rothwell, Robin Hood & Woodlesford	Rothwell CC Lofthouse CC
Roundhay/Wigton	Roundhay CC Moortown CC Alwoodley CC
Seacroft	Kentmere CC Seacroft CC Parklands CC
Stanningley	Bramley CC
Swarcliffe/Whinmoor	Swarcliffe CC
Wetherby	Wetherby CC
Woodhouse	Quarry Mount CC Little London CC



## Appendix D – Childcare Planning Area Summaries

This Appendix provides an assessment of the childcare available in each of the 42 individual Childcare Planning Areas across Leeds.

The following notes apply to all Childcare Planning Areas: -

- Comments for 3- and 4-year-olds are based on data and information available in the summer term 2022 (unless otherwise stated).
- The cross-sector mix statement describes the variety of early education and childcare choices on offer for parents in the planning area. An area that has representation of school-based provision, pre-school, childminders, full day care and Children's Centres would be described as having a good cross-sector mix.
- In addition to comments about the types of providers who deliver before/after school and school holiday provision, some schools may also offer some additional sessions and services outside of core school hours.
- The birth rate, number of eligible children, number of registered places, number of claims for FEEE and any other relevant factors are regularly monitored for each planning area as part of ongoing sufficiency planning work.
- Estimated summer 2023-2025 figures are based on the most recent NHS data of children who will be eligible for FEEE based on where they live.
- Holiday provision is available across the city however supply is led by demand and availability can vary. Parents are advised to consult the childcare search tool on the FIS website for up-to-date information, in addition to speaking with local providers, schools, extended services, local authority managed provision including the Healthy Holiday Scheme and sports clubs.



## Alwoodley Childcare Planning Area (CPA) 2023

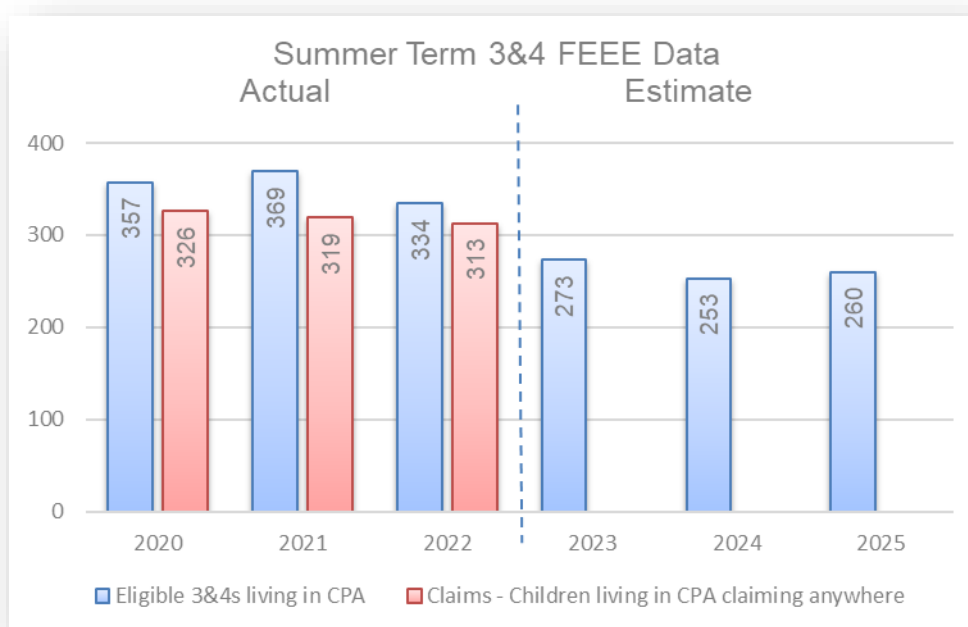
This area is situated approximately 4.5 miles north of the city centre. There is a good cross-sector mix of providers in this planning area offering choice for families.

### Free early education entitlement (FEEE) for eligible 2-year-olds living in Alwoodley

- Spring 2022 there were 53 eligible children and 39 received FEEE
- Summer 2022 there were 42 eligible children and 33 received FEEE
- Autumn 2022 there were 47 eligible children and 34 received FEEE
- The average take up is 75% across this planning area
- Three of the five schools within the planning area have an age range of 2-11 and are delivering 2-year-old provision

### Free early education entitlement (FEEE) for 3- and 4-year-olds living in Alwoodley – based on Summer 2022 published data

- Summer 2021 there were 369 eligible children and 319 received FEEE
- Summer 2022 there were 334 eligible children and 313 received FEEE
- *Estimated* Summer 2023 273 eligible children
- *Estimated* Summer 2024 253 eligible children
- *Estimated* Summer 2025 260 eligible children
- The average take-up over three years is 91% across this planning area
- Four schools have nursery classes



## Market share

Based on 3 & 4-year-old children, who received FEEE in summer 2022, the market share is:

School	213
Full day care	102
Playgroup/pre-school	28
Childminders	13

**Available Ofsted registered childcare in Alwoodley** *Source Family Information Service (FIS)*

Type of childcare	Number of settings
Childminder	8
Full day-care	3
Playgroup/pre-school	1
Creche	1

## Before and after school childcare and holiday provision

- There are 5 primary schools located within the Alwoodley CPA
- 5 primary schools offer both before and after school childcare
- 4 are school managed and offer onsite provision
- 1 is privately managed and delivered off site

## Children's centre activity

Childcare and 0-5's Family Services are available through Alwoodley Children's Centre.

## Area priorities and actions

Due to a fall in the birth rate in this area, the eligible number of 3- and 4-year-old children are expected to decrease in future years. Therefore, we will support settings by:

- working with key stakeholders to understand the occupancy and vacancy position within settings
- assess if further promotion is required within the locality
- monitor termly claims against eligible children
- work closely with providers to understand the impact of the falling birth rates in the area

**Sufficiency summary: There are no reported sufficiency issues in the planning area.**



## Ardsey and Tingley Childcare Planning Area (CPA) 2023

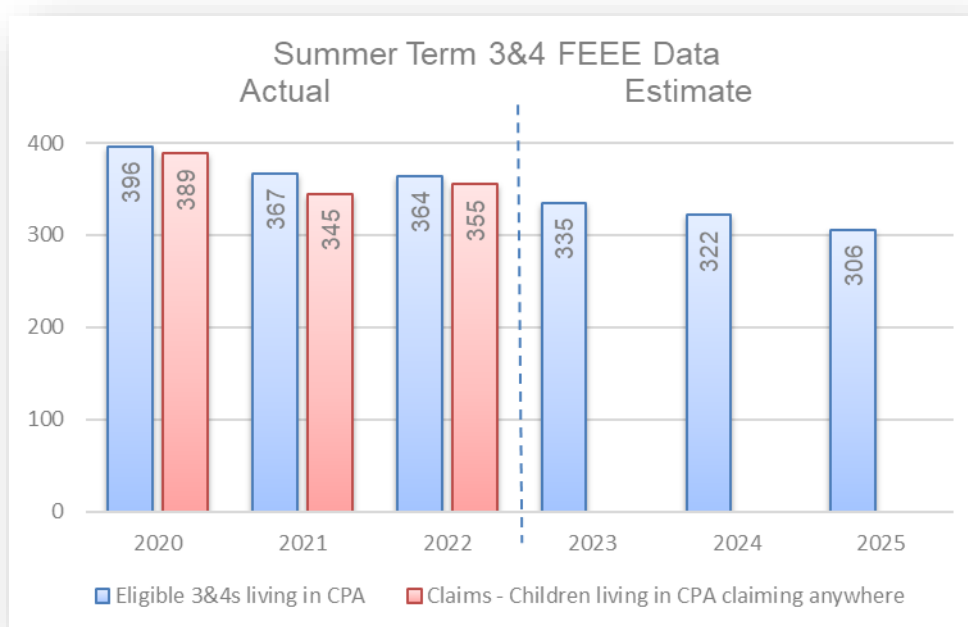
This is a semi-rural area situated approximately 5 miles south of the city centre, bordering Wakefield local authority. There is a good cross sector mix of providers offering choice for families.

### Free early education entitlement (FEEE) for eligible 2-year-olds living in Ardsey and Tingley

- Spring 2022 there were 52 eligible children and 37 received FEEE
- Summer 2022 there were 52 eligible children and 46 received FEEE
- Autumn 2022 there were 49 eligible children and 42 received FEEE
- The average take up is 82% across this planning area
- One of the five schools within the planning area have an age range of 2-11 and are delivering 2-year-old provision
- 

### Free early education entitlement (FEEE) for 3- and 4-year-olds living in Ardsey and Tingley – based on Summer 2022 published data

- Summer 2021 there were 367 eligible children and 345 received FEEE
- Summer 2022 there were 364 eligible children and 355 received FEEE
- *Estimated* Summer 2023 335 eligible children
- *Estimated* Summer 2024 322 eligible children
- *Estimated* Summer 2025 306 eligible children
- The average take up is 97 % across this planning area
- Five schools have nursery classes



### Market share



Based on 3 & 4-year-old children, who received FEEE in summer 2022, the market share is:

School	236
Full day care	63
Childminders	45

**Available Ofsted registered childcare in Ardsley and Tingley** - Source Family Information Service (FIS)

Type of childcare	Number of settings
Childminder	38
Full day-care	3

### Before and after school childcare and holiday provision

- 5 Primary Schools are located within the Ardsley and Tingley CPA
- 3 schools offer both before and after school childcare
- They are school managed and on site
- 1 school has no childcare available
- 1 school TBC

### Childrens centre activity

- 0-5's Family Services are available through Ardsley and Tingley Children's Centre

### Area priorities and actions

Due to a fall in the birth rate in this area, the eligible number of 3- and 4-year-old children are expected to decrease in future years. Therefore, we will support settings by:

- working with key stakeholders to understand the occupancy and vacancy position within settings
- assess if further promotion is required within the locality
- monitor termly claims against eligible children
- work closely with providers to understand the impact of the falling birth rates in the area

**Sufficiency summary:** There are no reported sufficiency issues in the planning area.



## Armley and Wortley Childcare Planning Area (CPA) 2023

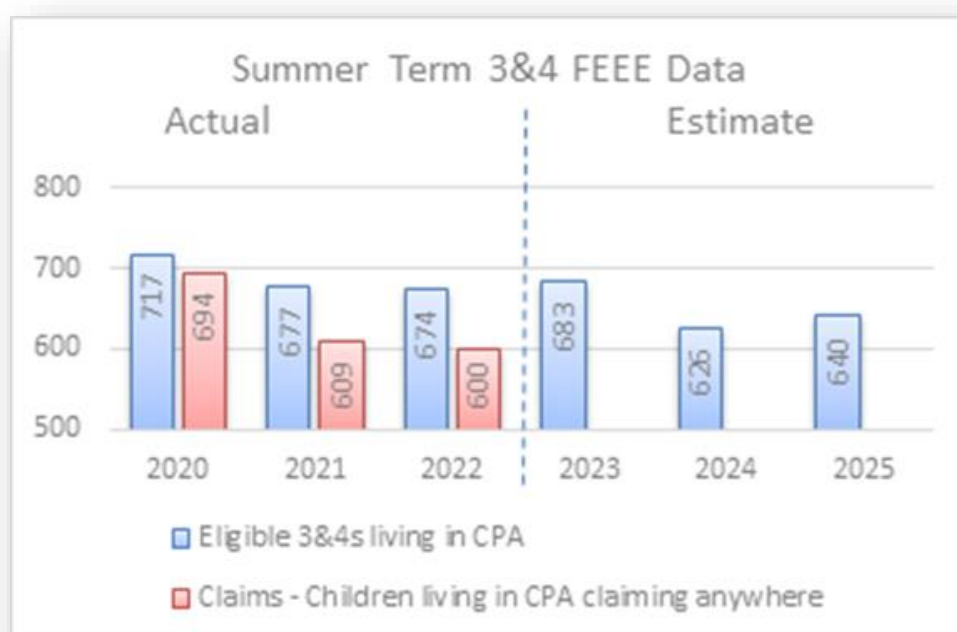
This area is situated approximately 2 miles southwest of the city centre. There is a good cross sector mix of providers offering choice for families

### Free early education entitlement (FEEE) for eligible 2-year-olds living in Armley and Wortley

- Spring 2022 there were 211 eligible children and 171 received FEEE
- Summer 2022 there were 212 eligible children and 188 received FEEE
- Autumn 2022 there were 200 eligible children and 166 received FEEE
- The average take up is 84% across this planning area
- One of the nine schools within the planning area have an age range of 2-11 and are delivering 2-year-old provision

### Free early education entitlement (FEEE) for 3- and 4-year-olds living on Armley and Wortley – based on Summer 2022 published data

- Summer 2021 there were 677 eligible children and 609 received FEEE
- Summer 2022 there were 674 eligible children and 600 received FEEE
- *Estimated* Summer 2023 683 eligible children
- *Estimated* Summer 2024 626 eligible children
- *Estimated* Summer 2025 640 eligible children
- The average take up is 92 % across this planning area
- Eight schools have nursery classes



## Market share

Based on 3 & 4-year-old children, who received FEEE in summer 2022, the market share is:

School	412
Full day care	94
Children's centre	45
Childminder	26

**Available Ofsted registered childcare in Armley and Wortley** *Source Family Information Service (FIS)*

Type of childcare	Number of settings
Childminder	18
Full day-care	3
Children's centre	1

## Before and after school childcare and holiday provision

- 9 primary schools are located within the Armley and Wortley CPA
- 6 schools offer both before and after school childcare
- All 6 are school managed and offer onsite provision
- 1 school offer breakfast club, school managed and offered on site
- 1 school has no childcare
- 1 school TBC

## Childrens centre activity

Childcare and 0-5's Family Services are available through Armley Moor and Castleton Children's Centres

## Area priorities and actions

Due to a fall in the birth rate in this area, the eligible number of 3- and 4-year-old children are expected to decrease in future years. Therefore, we will support settings by:

- working with key stakeholders to understand the occupancy and vacancy position within settings
- assess if further promotion is required within the locality
- monitor termly claims against eligible children
- work closely with providers to understand the impact of the falling birth rates in the area

**Sufficiency summary: There are no reported sufficiency issues in the planning area**





## Beeston Childcare Planning Area (CPA) 2023

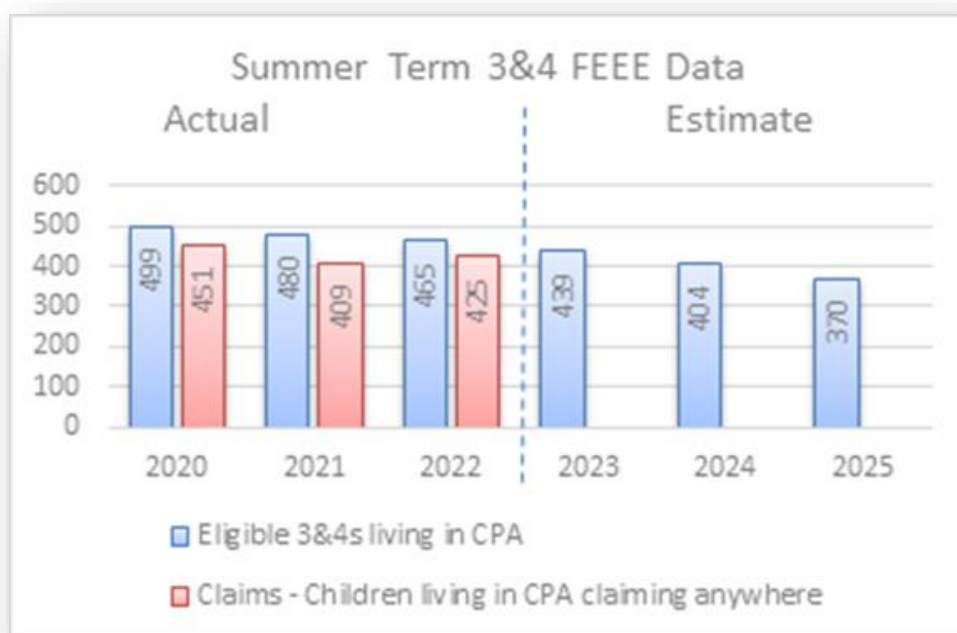
This area is situated approximately 2 miles south of the city centre with high levels of mobility. There is a good cross sector mix of providers offering choice for families.

### Free early education entitlement (FEEE) for eligible 2-year-olds living in Beeston

- Spring 2022 there were 127 eligible children and 94 received FEEE
- Summer 2022 there were 115 eligible children and 84 received FEEE
- Autumn 2022 there were 121 eligible children and 90 received FEEE
- The average take up is 74% across this planning area
- One of the four schools within the planning area have an age range of 2-11 and are delivering 2-year-old provision.

### Free early education entitlement (FEEE) for 3- and 4-year-olds living in Beeston – based on Summer 2022 published data

- Summer 2021 there were 480 eligible children and 409 received FEEE
- Summer 2022 there were 465 eligible children and 425 received FEEE
- *Estimated* Summer 2023 439 eligible children
- *Estimated* Summer 2024 404 eligible children
- *Estimated* Summer 2025 370 eligible children
- The average take up is 89 % across this planning area
- Three schools have nursery classes



### Market share



Based on 3 & 4-year-old children, who received FEEE in summer 2022, the market share is:

School	195
Children's centre	50
Full day care	32
Childminder	12

**Available Ofsted registered childcare in Beeston** *Source Family Information Service (FIS)*

Type of childcare	Number of settings
Childminder	14
Day nursery/full day-care	2
Children's centre	1

### Before and after school childcare and holiday provision

- primary schools are located within the Beeston CPA
- Primary school offer breakfast clubs, school managed and on site

### Children's centre activity

Childcare and 0-5's Family services are available through City and Holbeck, Two Willows and Cottingley Children's centres

### Area priorities and action

Due to a fall in the birth rate in this area, the eligible number of 3- and 4-year-old children are expected to decrease in future years. Therefore, we will support settings by:

- working with key stakeholders to understand the occupancy and vacancy position within settings
- assess if further promotion is required within the locality
- monitor termly claims against eligible children
- work closely with providers to understand the impact of the falling birth rates in the area

**Sufficiency summary:** There are no reported sufficiency issues in the planning area.



## Belle Isle Childcare Planning Area (CPA) 2023

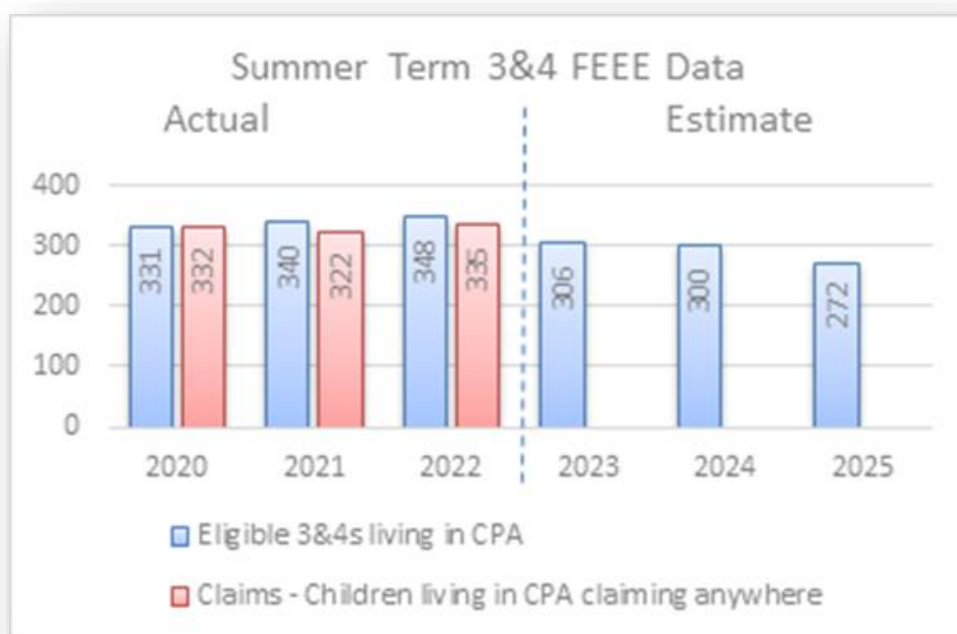
This area is situated approximately 2.5 miles south of the city centre. There is a limited cross sector provision offering restricted choice for families.

### Free early education entitlement (FEEE) for eligible 2-year-olds living in Belle Isle

- Spring 2022 there were 93 eligible children and 69 received FEEE
- Summer 2022 there were 91 eligible children and 64 received FEEE
- Autumn 2022 there were 81 eligible children and 68 received FEEE
- The average take up is 76% across this planning area
- None of the three schools within the planning area have an age range of 2-11

### Free early education entitlement (FEEE) for 3- and 4-year-olds living in Belle Isle – based on Summer 2022 published data

- Summer 2021 there were 340 eligible children and 322 received FEEE
- Summer 2022 there were 348 eligible children and 325 received FEEE
- \*Estimated Summer 2023 306 eligible children
- \*Estimated Summer 2024 300 eligible children
- \*Estimated Summer 2025 272 eligible children
- The average take up is 97 % across this planning area
- Two schools have nursery classes



### Market share



Based on 3 & 4-year-old children, who received FEEE in summer 2022, the market share is:

School	138
Full day care	100
Childminder	67

**Available Ofsted registered childcare in Belle Isle** *Source Family Information Service (FIS)*

Type of childcare	Number of settings
Childminder	14
Children's centre	1

### Before and after school childcare and holiday provision

- There are 3 primary schools located within the Belle Isle CPA
- 1 primary school offers breakfast club, school managed and on site
- 1 primary school offers childcare available from 8 am but does not provide breakfast
- 1 primary school offers active club from 8 am (no breakfast)

### Children's centre activity

Childcare and 0-5's family services are available through Windmill Children's Centre

### Area priorities and actions

Due to a fall in the birth rate in this area, the eligible number of 3- and 4-year-old children are expected to decrease in future years. Therefore, we will support settings by:

- working with key stakeholders to understand the occupancy and vacancy position within settings
- assess if further promotion is required within the locality
- monitor termly claims against eligible children
- work closely with providers to understand the impact of the falling birth rates in the area

**Sufficiency summary:** There are no reported sufficiency issues in the planning area.



## Boston Spa Childcare Planning Area (CPA) 2023

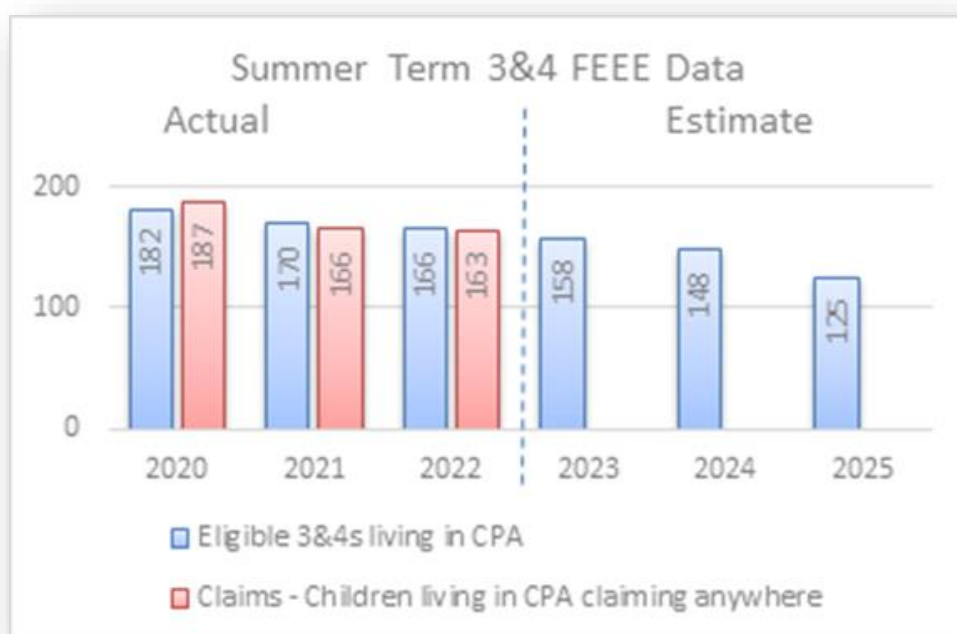
This is a rural area situated 11 miles northeast of the city centre. While there is cross sector provision offered by sessional and full day care settings, school led provision and the number of childminders offering free early education is low.

### Free early education entitlement (FEEE) for eligible 2-year-olds living in Boston Spa

- Spring 2022 there were 8 eligible children and 6 received FEEE
- Summer 2022 there were 10 eligible children and 10 received FEEE
- Autumn 2022 there were 11 eligible children and 12 received FEEE
- The average take up is 94% across this planning area
- None of the five schools within the planning area have an age range of 2-11

### Free early education entitlement (FEEE) for 3- and 4-year-olds living in Boston Spa – based on Summer 2022 published data

- Summer 2021 there were 170 eligible children and 166 received FEEE
- Summer 2022 there were 166 eligible children and 163 received FEEE
- *Estimated* Summer 2023 158 eligible children
- *Estimated* Summer 2024 148 eligible children
- *Estimated* Summer 2025 125 eligible children
- The average take up is 100 % across this planning area
- One school has a nursery class



## Market share

Based on 3 & 4-year-old children, who received FEEE in summer 2022, the market share is:

Full day care	132
Playgroup/pre-school	30
School	25

**Available Ofsted registered childcare in Boston Spa** *Source Family Information Service (FIS)*

Type of childcare	Number of settings
Childminder	1
Home child carer	1
Full day-care	5

## Before and after school childcare and holiday provision

- There are 5 primary school located within the Boston Spa CPA
- 1 school has no childcare
- primary schools offer both before and after school childcare
- are privately managed and offer onsite provision
- 1 primary school offers both before and after school childcare
- 1 is school managed and offers on site provision

## Children's centre activity

0-5's family services are available through Boston Spa and Wetherby Children's Centre

## Area priorities and actions

None

**Sufficiency summary:** There are no reported sufficiency issues in the planning area.



## Bramhope and Pool Childcare Planning Area (CPA) 2023

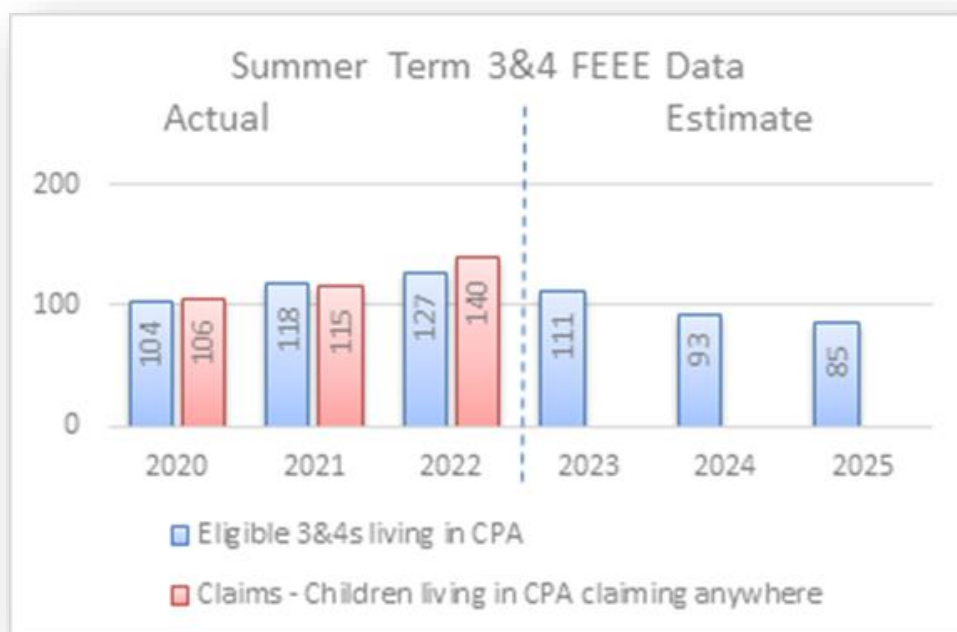
This is a rural area situated approximately 7 miles north of the city centre. While there is cross sector provision offered by childminders, sessional and full day-care settings, there is no school led provision.

### Free early education entitlement (FEEE) for eligible 2-year-olds living in Bramhope and Pool

- Spring 2022 there were 9 eligible children and 7 received FEEE
- Summer 2022 there were 7 eligible children and 9 received FEEE
- Autumn 2022 there were 7 eligible children and 7 claims
- The average take up is 100% across this planning area
- None of the two schools within the planning area have an age range of 2-11

### Free early education for 3- and 4-year-olds – based on Summer 2022 published data

- Summer 2021 there were 118 eligible children and 115 received FEEE
- Summer 2022 there were 127 eligible children and 140 received FEEE
- *Estimated* Summer 2023 111 eligible children
- *Estimated* Summer 2024 93 eligible children
- *Estimated* Summer 2025 85 eligible children
- The average take up is 103 % across this planning area
- No school has a nursery class



### Market share



Based on 3 & 4-year-old children, who received FEEE in summer 2022, the market share is:

Full day-care	53
Playgroup/pre-school	26
Childminder	10

**Available Ofsted registered childcare in Bramhope and Pool** *Source Family Information Service (FIS)*

Type of childcare	Number of settings
Childminder	5
Home child carer	2
Full day care	1
Playgroup/pre-school	1

### Before and after school childcare and holiday provision

- There are 2 schools located within the Bramhope and Pool CPA
- primary schools offer both before and after school childcare
- Both are privately managed and offer onsite provision

### Children's centre activity

0-5's family services are available through Otley children's centre

### Area priorities and actions

None

**Sufficiency summary:** There are no reported sufficiency issues in the planning area.





## Bramley Childcare Planning Area (CPA) 2023

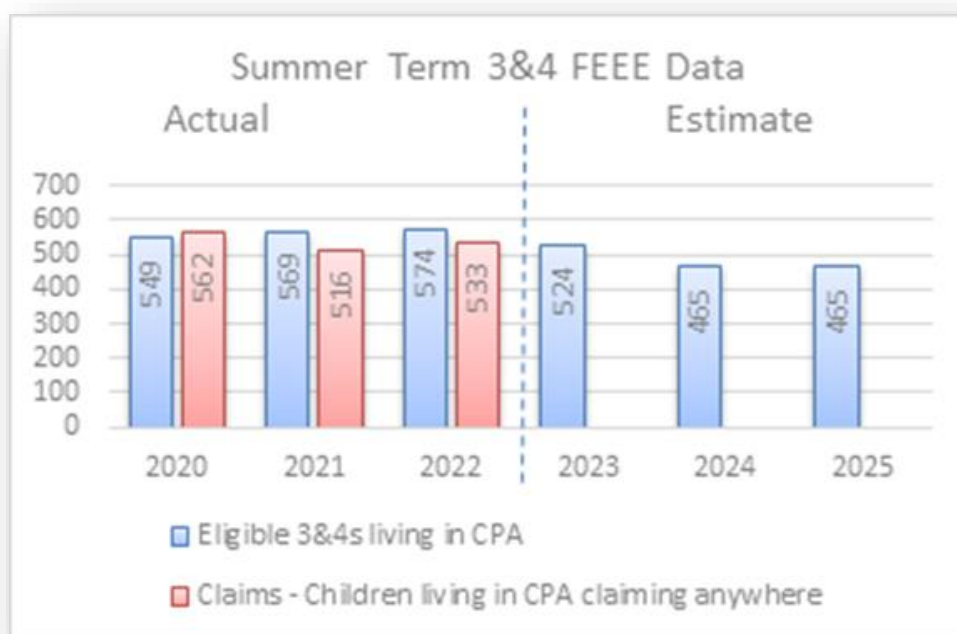
This area is situated approximately 4 miles from the city centre. There is a good cross sector mix of providers offering choice for families.

### Free early education entitlement (FEEE) for eligible 2-year-olds living in Bramley

- Spring 2022 there were 155 eligible children and 122 received FEEE
- Summer 2022 there were 156 eligible children and 125 received FEEE
- Autumn 2022 there were 130 eligible children and 108 received FEEE
- The average take up is 80% across this planning area
- One of the six schools within the planning area have an age range of 2-11 and are delivering 2-year-old provision

### Free early education entitlement (FEEE) for 3- and 4-year-olds living in Bramley – based on Summer 2022 published data

- Summer 2021 there were 569 eligible children and 516 received FEEE
- Summer 2022 there were 574 eligible children and 533 received FEEE
- *Estimated* Summer 2023 524 eligible children
- *Estimated* Summer 2024 465 eligible children
- *Estimated* Summer 2025 465 eligible children
- The average take up is 95 % across this planning area
- Five schools have a nursery class



### Market share



Based on 3 & 4-year-old children, who received FEEE in summer 2022, the market share is:

School	224
Full day care	114
Children's centre	37
Childminder	18

**Available Ofsted registered childcare in Bramley** *Source Family Information Service (FIS)*

Type of childcare	Number of settings
Childminder	13
Full day-care	3
Children's centre	1

### Before and after school childcare and holiday provision

- There are 6 primary schools located within the Bramley CPA
- 5 primary schools offer both before and after school childcare
- All the above are school managed and offered on site
- 1 primary school offers breakfast club, school managed and offered on site

### Children's centre activity

Childcare and 0-5's family services are available through Bramley Children's Centre

### Area priorities and actions

Due to a fall in the birth rate in this area, the eligible number of 3- and 4-year-old children are expected to decrease in future years. Therefore, we will support settings by:

- working with key stakeholders to understand the occupancy and vacancy position within settings
- assess if further promotion is required within the locality
- monitor termly claims against eligible children
- work closely with providers to understand the impact of the falling birth rates in the area

**Sufficiency summary:** There are no reported sufficiency issues in the planning area.



## Burmantofts Childcare Planning Area (CPA) 2023

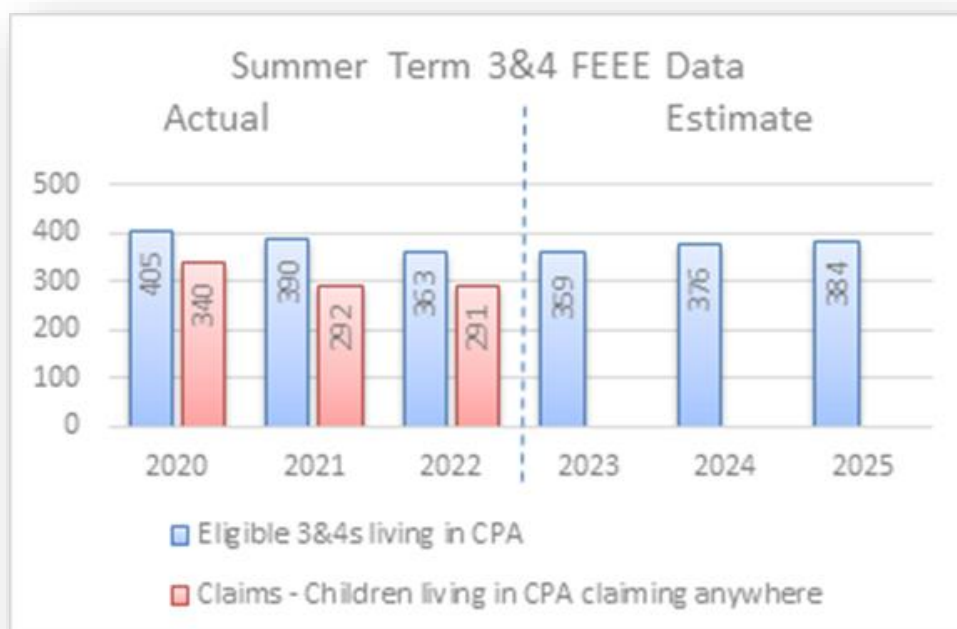
This is an inner-city area situated approximately 1 mile northeast of the city centre. There is a good cross sector mix of providers offering choice for families.

### Free early education entitlement (FEEE) for eligible 2-year-olds living in Burmantofts

- Spring 2022 there were 157 eligible children and 89 received FEEE
- Summer 2022 there were 138 eligible children and 74 received FEEE
- Autumn 2022 there were 130 eligible children and 113 received FEEE
- The average take up is 65% across this planning area
- One of the five schools within the planning area have an age range of 2-11 and are delivering 2-year-old provision.

### Free early education entitlement for 3- and 4-year-olds living in Burmantofts – based on Summer 2022 published data

- Summer 2021 there were 390 eligible children and 292 received FEEE
- Summer 2022 there were 363 eligible children and 291 received FEEE
- *Estimated* Summer 2023 359 eligible children
- *Estimated* Summer 2024 376 eligible children
- *Estimated* Summer 2025 384 eligible children
- The average take up is 80% across this planning area
- Four of the five schools have a nursery class



## Market share

Based on 3 & 4-year-old children, who received FEEE in summer 2022, the market share is:

School	236
Full day care	101
Childminder	3

**Available Ofsted registered childcare in Burmantofts** Source Family Information Service (FIS)

Type of childcare	Number of settings
Childminder	5
Full day care	4

## Before and after school childcare and holiday provision

- There are 5 schools located within the Burmantofts CPA
- primary schools offer breakfast club, school managed and offer onsite provision
- 1 has no childcare but is looking to develop breakfast club in 2023
- 1 primary school offers after school childcare until 4.30 pm only

## Children's centre activity

0-5's family services are available through Shakespeare children's centre

## Area priorities and actions

As the planning area 2-year-old take-up falls below the citywide target of 70%, we will be looking to increase the take-up of the 2-year-old offer for eligible children. We will aim to achieve this by:

- working with key stakeholders to understand the occupancy and vacancy position within settings
- assess if further promotion is required within the locality
- monitor termly claims against eligible children
- work closely with providers to understand the impact of the falling birth rates in the area

**Sufficiency summary:** There are no reported sufficiency issues in the planning area.



## Calverley Childcare Planning Area (CPA) 2023

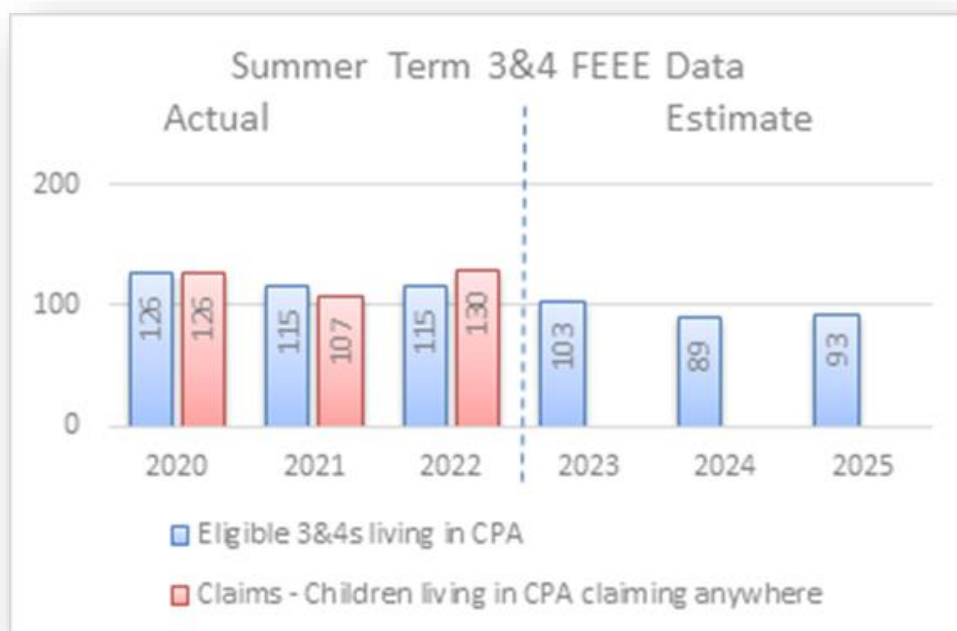
This area is a village situated approximately 6 miles northwest of the city centre, bordering Bradford local authority. There is a good cross sector mix of providers offering choice for families.

### Free early education entitlement (FEEE) for eligible 2-year-olds living in Calverley

- Spring 2022 there were 4 eligible children and 5 received FEEE
- Summer 2022 there were 5 eligible children and 9 received FEEE
- Autumn 2022 there were 3 eligible children and 3 received FEEE
- The average take up is 142 % across this planning area
- None of the schools within the planning area have an age range of 2-11.

### Free early education entitlement (FEEE) for 3- and 4-year-olds living in Calverley – based on Summer 2022 published data

- Summer 2021 there were 115 eligible children and 107 received FEEE
- Summer 2022 there were 115 eligible children and 130 received FEEE
- *Estimated* Summer 2023 103 eligible children
- *Estimated* Summer 2024 89 eligible children
- *Estimated* Summer 2025 93 eligible children
- The average take up is 102 % across this planning area
- One of the two schools has a nursery class



## Market share

Based on 3 & 4-year-old children, who received FEEE in summer 2022, the market share is:

Full day care	94
School	50
Childminder	18

**Available Ofsted registered childcare in Calverley** *Source Family Information Service (FIS)*

Type of childcare	Number of settings
Childminder	16
Full day care	2

## Before and after school childcare and holiday provision

- There are 2 schools located within the Calverley CPA
- primary schools offer both before and after school childcare
- 1 is school managed and offers on site provision
- 1 is privately managed and offers on site provision

## Children's centre activity

0-5's Family Services is available through Farsley and Calverley children's centre

## Area priorities and actions

None

**Sufficiency summary:** There are no reported sufficiency issues in the planning area.



## Chapel Allerton Childcare Planning Area (CPA) 2023

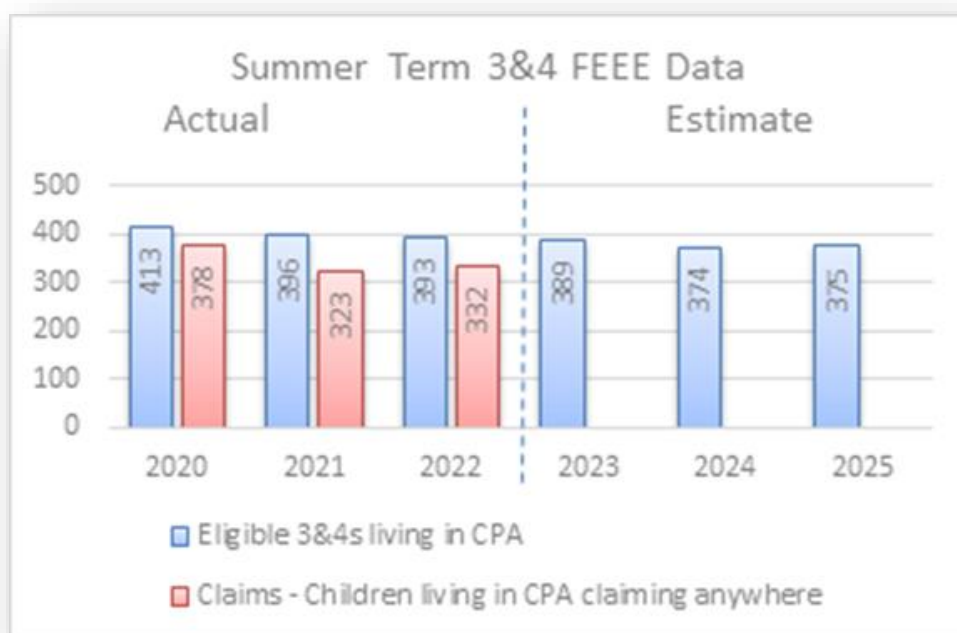
This area is situated approximately 2.5 miles north of the city centre. There is a good cross sector mix of providers offering choice for families.

### Free early education entitlement (FEEE) for eligible 2-year-olds living in Chapel Allerton

- Spring 2022 there were 89 eligible children and 66 receive FEEE
- Summer 2022 there were 75 eligible children and 70 receive FEEE
- Autumn 2022 there were 73 eligible children and 58 receive FEEE
- The average take up is 82% across this planning area
- None of the six schools within the planning area have an age range of 2-11
- 

### Free early education entitlement (FEEE) for 3- and 4-year-olds living in Chapel Allerton – based on Summer 2022 published data

- Summer 2021 there were 396 eligible children and 323 receive FEEE
- Summer 2022 there were 393 eligible children and 332 receive FEEE
- *Estimated* Summer 2023 389 eligible children
- *Estimated* Summer 2024 374 eligible children
- *Estimated* Summer 2025 375 eligible children
- The average take up is 86% across this planning area
- Four schools have nursery classes



### Market share



Based on 3 & 4-year-old children, who received FEEE in summer 2022, the market share is:

School	166
Full day care	143
Children's centre	103
Playgroup/pre-school	36
Childminder	8

**Available Ofsted registered childcare in Chapel Allerton** *Source Family Information Service (FIS)*

Type of childcare	Number of settings
Childminder	7
Home child carer	1
Full day care	8
Children's centre	2
Pre-school	1

### Before and after school childcare and holiday provision

- 6 primary schools are located within the Chapel Allerton CPA
- 6 Primary schools offer both before and after school childcare
- 1 is school managed and offer onsite provision
- are privately managed and on site
- primary school offers breakfast club, school managed and provided on site

### Childrens centre activity

Childcare and 0-5's Family Services are available through Chapel Allerton and Chapeltown Children's Centres

### Area priorities and actions

Due to a fall in the birth rate in this area, the eligible number of 3- and 4-year-old children are expected to decrease in future years. Therefore, we will support settings by:

- working with key stakeholders to understand the occupancy and vacancy position within settings
- assess if further promotion is required within the locality
- monitor termly claims against eligible children
- work closely with providers to understand the impact of the falling birth rates in the area

**Sufficiency summary: There are no reported sufficiency issues in the planning area.**





## Cookridge and Adel Childcare Planning Area (CPA) 2023

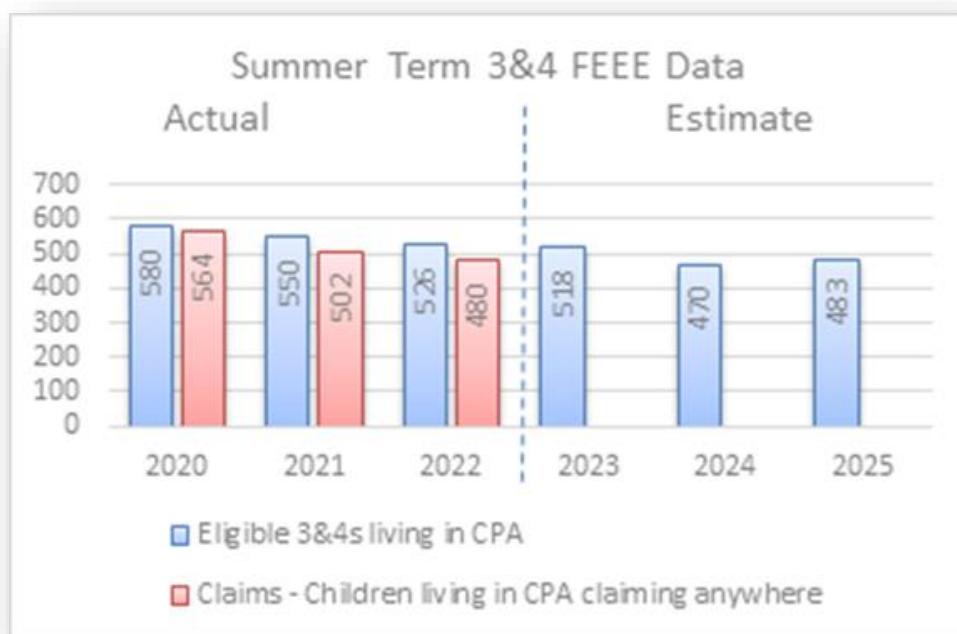
This area is situated approximately 5 miles northwest of the city centre. There is a good cross sector mix of providers offering choice for families.

### Free early education entitlement (FEEE) for eligible 2-year-olds living in Cookridge Adel

- Spring 2022 there were 93 eligible children and 76 received FEEE
- Summer 2022 there were 75 eligible children and 70 received FEEE
- Autumn 2022 there were 65 eligible children and 51 received FEEE
- The average take up is 85 % across this planning area
- None of the seven schools within the planning area have an age range of 2-11

### Free early education for 3- and 4-year-olds living in Cookridge Adel – based on Summer 2022 published data

- Summer 2021 there were 550 eligible children and 502 received FEEE
- Summer 2022 there were 526 eligible children and 480 received FEEE
- *Estimated* Summer 2023 518 eligible children
- *Estimated* Summer 2024 470 eligible children
- *Estimated* Summer 2025 eligible children
- The average take up is 93 % across this planning area
- Two schools have nursery classes



### Market share



Based on 3 & 4-year-old children, who received FEEE in summer 2022, the market share is:

Full day care	230
School	63
Childminder	24
Playgroup/pre-school	22

**Available Ofsted registered childcare in Cookridge Adel** *Source Family Information Service (FIS)*

Type of childcare	Number of settings
Childminder	20
Home child carer	3
Full day care	7

### Before and after school childcare and holiday provision

- Seven primary schools are located within Cookridge Adel CPA
- 7 primary schools offer both before and after school childcare
- 1 is privately managed and offer onsite provision
- 6 primary schools are school managed and offer onsite provision

### Childrens centre activity

0-5's Family Services are available through Ireland Wood Children's Centres

### Area priorities and actions

Due to a fall in the birth rate in this area, the eligible number of 3- and 4-year-old children are expected to decrease in future years. Therefore, we will support settings by:

- working with key stakeholders to understand the occupancy and vacancy position within settings
- assess if further promotion is required within the locality
- monitor termly claims against eligible children
- work closely with providers to understand the impact of the falling birth rates in the area

**Sufficiency summary:** There are no reported sufficiency issues in the planning area.



## EPOS Villages South Childcare Planning Area (CPA) 2023

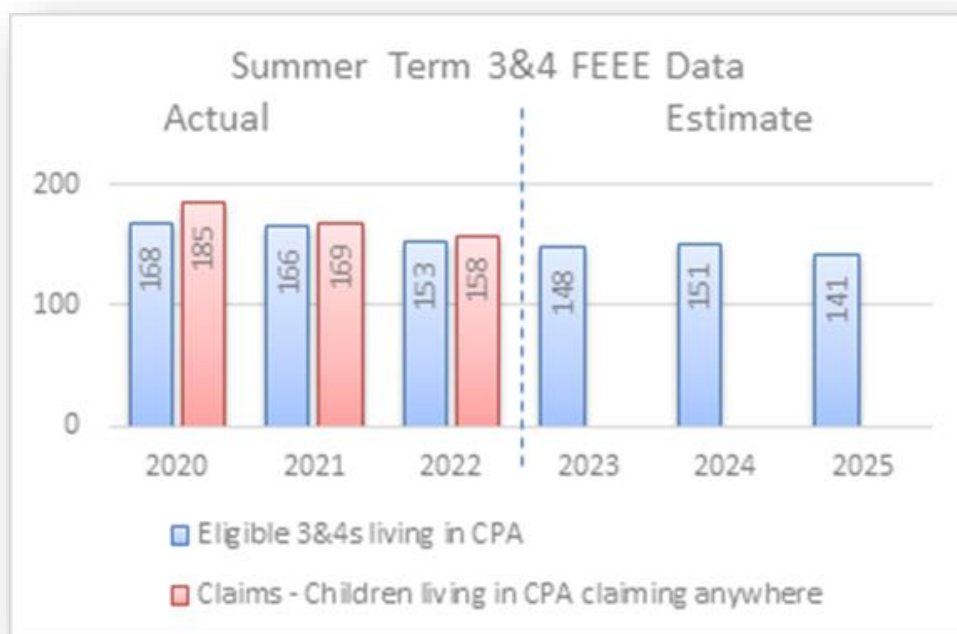
This is a rural area comprising of several villages. It is situated approximately 7 miles east northeast of the city centre. There is a good cross sector mix of providers offering choice for families.

### Free early education entitlement (FEEE) for eligible 2-year-olds living in EPOS Villages South

- Spring 2022 there were 9 eligible children and 8 received FEEE
- Summer 2022 there were 10 eligible children and 8 received FEEE
- Autumn 2022 there were 10 eligible children and 8 received FEEE
- The average take up is 83% across this planning area
- One of the five schools within the planning area have an age range of 2-11 and are delivering 2-year-old provision

### Free early education entitlement (FEEE) for 3- and 4-year-olds living in EPOS Villages South – based on Summer 2022 published data

- Summer 2021 there were 580 eligible children and 564 received FEEE
- Summer 2022 there were 550 eligible children and 502 received FEEE
- *Estimated* Summer 2023 518 eligible children
- *Estimated* Summer 2024 470 eligible children
- *Estimated* Summer 2025 483 eligible children
- The average take up is 93 % across this planning area
- Three schools have nursery classes



### Market share



Based on 3 & 4-year-old children, who received FEEE in summer 2022, the market share is:

School	78
Full day care	67
Playgroup/pre-school	20
Childminder	10

#### Available Ofsted registered childcare in EPOS Villages South Source FIS

Type of childcare	Number of settings
Childminders	9
Home child carers	1
Day nurseries	2
Playgroup/pre-school	1

#### Before and after school childcare and holiday provision

- Five primary schools are located within the EPOS Villages South CPA
- primary schools offer both before and after school childcare
- are school managed and offer onsite provision
- 1 is privately managed and offered on site
- primary schools has no childcare

#### Childrens centre activity

0-5's Family Services are available through Garforth and Boston Spa Children's Centres

#### Area priorities and actions

None



## EPOS Villages West Childcare Planning Area (CPA) 2023

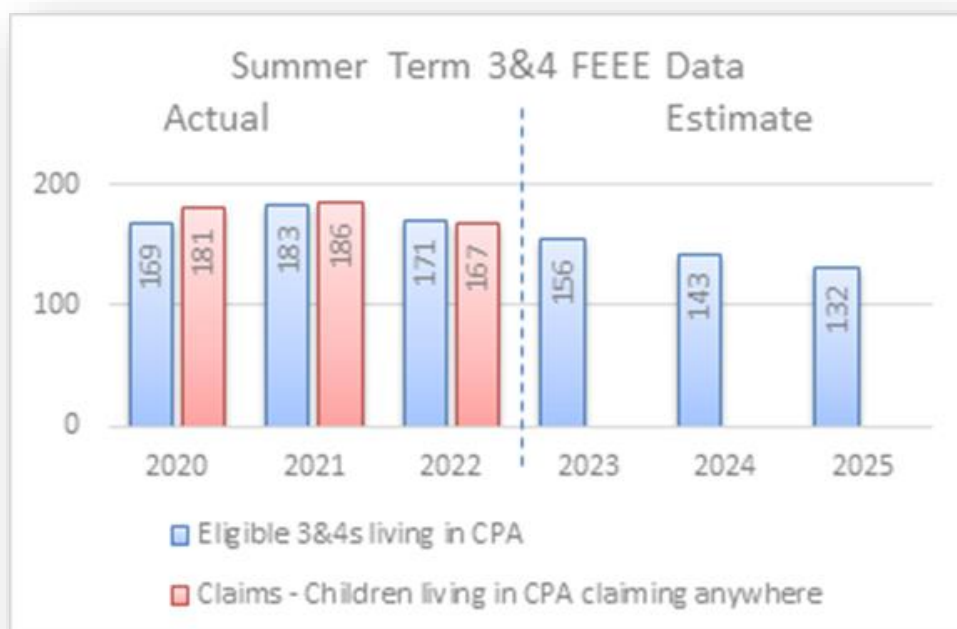
This is a rural area on the edge of the city comprising of several villages. It is situated approximately 8 miles north of the city centre. While there is cross sector provision offered by sessional and full day-care settings, there is no local authority school led provision, and the number of free early education childminders is low.

### Free early education entitlement (FEEE) for eligible 2-year-olds living in EPOS Villages West

- Spring 2022 there were 3 eligible children and 3 received FEEE
- Summer 2022 there were 2 eligible children and 2 received FEEE
- Autumn 2022 there were 2 eligible children and 4 claims
- The average take up is 129% across this planning area
- None of the four schools within the planning area have an age range of 2-11

### Free early education for 3- and 4-year-olds living in EPOS Villages West – based on Summer 2022 published data

- Summer 2021 there were 183 eligible children and 186 received FEEE
- Summer 2022 there were 171 eligible children and 167 received FEEE
- *Estimated* Summer 2023 156 eligible children
- *Estimated* Summer 2024 143 eligible children
- *Estimated* Summer 2025 132 eligible children
- The average take up is 102 % across this planning area
- No schools have nursery classes



## Market share

Based on 3 & 4-year-old children, who received FEEE in summer 2022, the market share is:

Full day care	132
Independent school	51
Playgroup/pre-school	22

**Available Ofsted registered childcare in EPOS Villages West** *Source Family Information Service (FIS)*

Type of childcare	Number of settings
Childminder	4
Home child carer	1
Full day care	4
Playgroup/pre-school	1

## Before and after school childcare and holiday provision

- Four primary schools are located within the EPOS Villages West CPA
- primary schools offer both before and after school childcare
- are school managed and offer onsite provision
- are privately managed and offer onsite provision

## Childrens centre activity

0-5's Family Services are available through Wetherby Children's Centres

## Area priorities and actions

Due to a fall in the birth rate in this area, the eligible number of 3- and 4-year-old children are expected to decrease in future years. Therefore, we will support settings by:

- working with key stakeholders to understand the occupancy and vacancy position within settings
- assess if further promotion is required within the locality
- monitor termly claims against eligible children
- work closely with providers to understand the impact of the falling birth rates in the area

**Sufficiency summary:** There are no reported sufficiency issues in the planning area.



## Farnley Childcare Planning Area (CPA) 2023

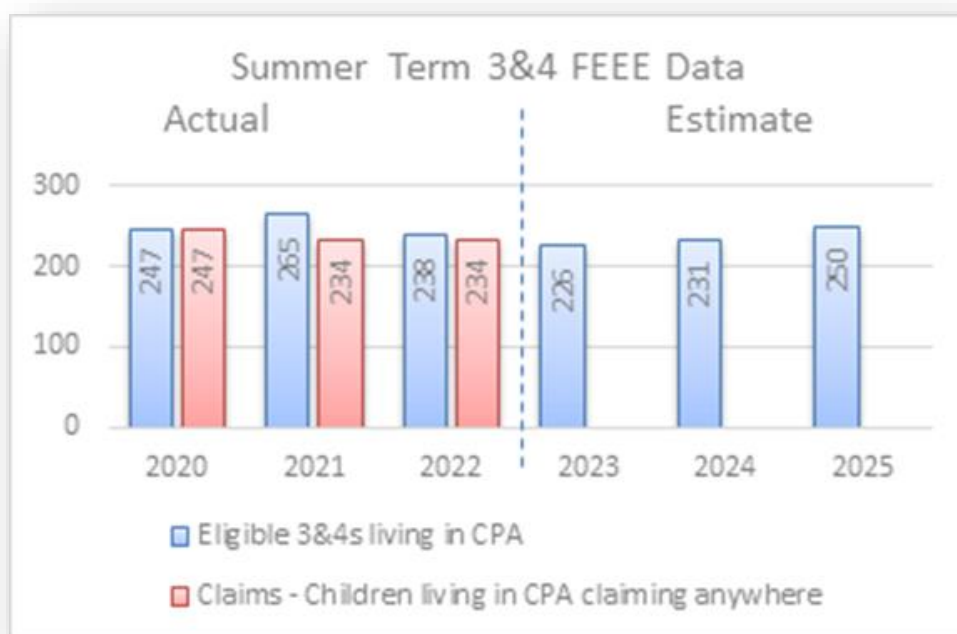
This area is situated approximately 3.5 miles west of the city centre. There is some cross sector choice for families

### Free early education entitlement (FEEE) for eligible 2-year-olds living in Farnley

- Spring 2022 there were 66 eligible children and 58 received FEEE
- Summer 2022 there were 56 eligible children and 57 received FEEE
- Autumn 2022 there were 52 eligible children and 36 received FEEE
- The average take up is 87% across this planning area
- None of the three schools within the planning area have an age range of 2-11.

### Free early education for 3- and 4-year-olds living in Farnley – based on Summer 2022 published data

- Summer 2021 there were 265 eligible children and 234 received FEEE
- Summer 2022 there were 238 eligible children and 234 received FEEE
- *Estimated* Summer 2023 226 eligible children
- *Estimated* Summer 2024 231 eligible children
- *Estimated* Summer 2025 250 eligible children
- The average take up is 96 % across this planning area
- Three schools have nursery classes



## Market share

Based on 3 & 4-year-old children, who received FEEE in summer 2022, the market share is:

School	114
Child minder	14
Full day care	6

**Available Ofsted registered childcare in Farnley** Source Family Information Service (FIS)

Type of childcare	Number of settings
Childminder	11
Full day care	1

## Before and after school childcare and holiday provision

- Three schools are located within the Farnley CPA
- 1 primary school offers breakfast club, school managed and offered on site
- 1 primary school offers both before and after school childcare, school managed and offered on site
- 1 school TBC

## Childrens centre activity

0-5's Family Services are available through Farnley Children's Centres

## Area priorities and actions

None

**Sufficiency summary:** There are no reported sufficiency issues in the planning area.





## Farsley Childcare Planning Area (CPA) 2023

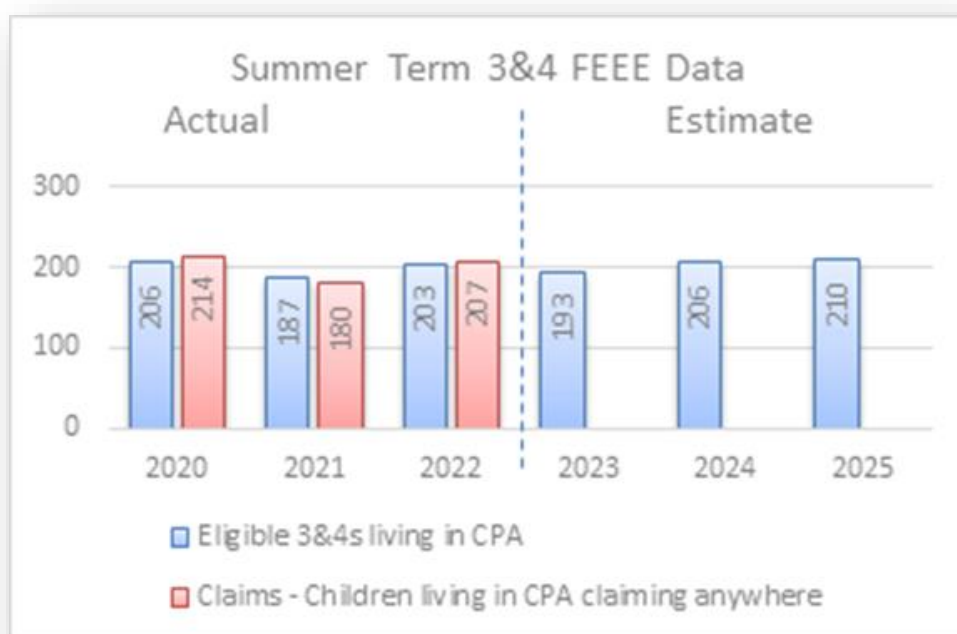
This area is situated approximately 5.5 miles west of the city centre. There is a good cross sector mix of providers offering choice for families.

### Free early education entitlement (FEEE) for eligible 2-year-olds living in Farsley

- Spring 2022 there were 14 eligible children and 13 received FEEE
- Summer 2022 there were 11 eligible children and 11 received FEEE
- Autumn 2022 there were 13 eligible children and 9 received FEEE
- The average take up is 87% across this planning area
- None of the three schools within the planning area have an age range of 2-11.

### Free early education for 3- and 4-year-olds living in Farsley based on Summer 2022 published data

- Summer 2021 there were 187 eligible children and 180 received FEEE
- Summer 2022 there were 203 eligible children and 207 received FEEE
- *Estimated* Summer 2023 193 eligible children
- *Estimated* Summer 2024 206 eligible children
- *Estimated* Summer 2025 210 eligible children
- The average take up is 101 % across this planning area
- Two schools have nursery classes



### Market share



Based on 3 & 4-year-old children, who received FEEE in summer 2022, the market share is:

Full day care	130
School	74
Childminder	23

**Available Ofsted registered childcare in Farsley** *Source Family Information Service (FIS)*

Type of childcare	Number of settings
Childminder	16
Home child carer	1
Full day care	3

### Before and after school childcare and holiday provision

- primary schools are located within the Farsley CPA
- Primary schools offer both before and after school childcare
- are privately managed and offer onsite provision
- 1 is school managed and offers on site provision

### Childrens centre activity

- 0-5's Family Services are available through Farsley and Calverley Children's Centre

### Area priorities and actions

None

**Sufficiency summary:** There are no reported sufficiency issues in the planning area.



## Garforth Childcare Planning Area (CPA) 2023

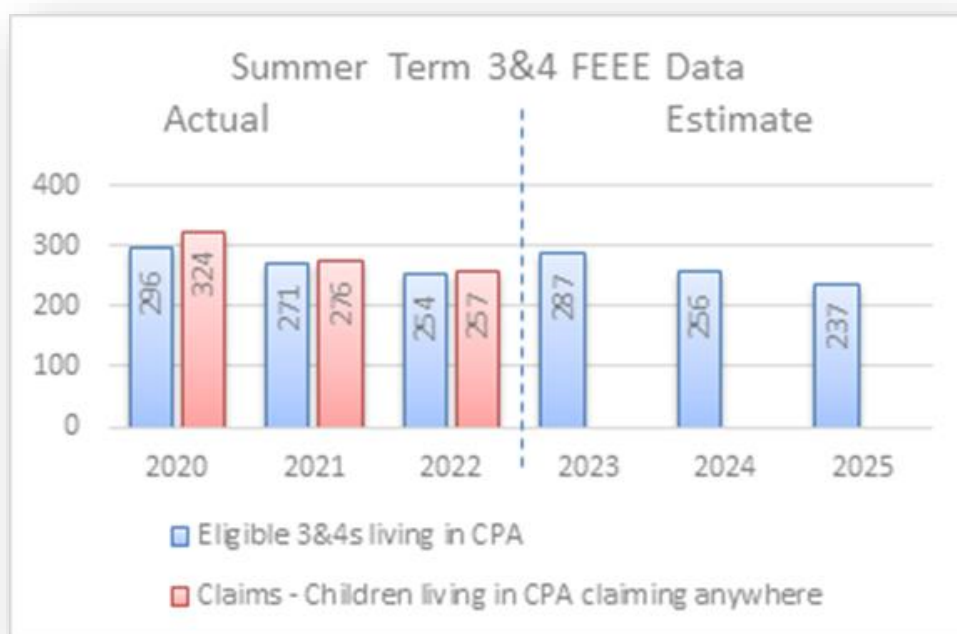
This is a small town situated approximately 6 miles east of the city centre. There is a good cross sector mix of providers offering choice for families.

### Free early education entitlement (FEEE) for eligible 2-year-olds living in Garforth

- Spring 2022 there were 17 eligible children and 13 received FEEE
- Summer 2022 there were 22 eligible children and 17 received FEEE
- Autumn 2022 there were 23 eligible children and 15 received FEEE
- The average take up is 73% across this planning area
- None of the five schools within the planning area have an age range of 2-11.

### Free early education for 3- and 4-year-olds living in Garforth – based on Summer 2022 published data

- Summer 2021 there were 271 eligible children and 276 received FEEE
- Summer 2022 there were 254 eligible children and 257 received FEEE
- *Estimated* Summer 2023 287 eligible children
- *Estimated* Summer 2024 256 eligible children
- *Estimated* Summer 2025 237 eligible children
- The average take up is 104% across this planning area
- Five schools have nursery classes



### Market share



Based on 3 & 4-year-old children, who received FEEE in summer 2022, the market share is:

School	170
Full day care	95
Childminder	21

**Available Ofsted registered childcare in Garforth** *Source Family Information Service (FIS)*

Type of childcare	Number of settings
Childminder	14
Full day care	2

### Before and after school childcare and holiday provision

- There are 5 primary schools located within the Garforth CPA
- 5 primary schools offer both before and after school childcare
- 1 is privately managed and delivered off site
- are privately managed and offers on site provision
- 1 is school managed and offers on site provision

### Childrens centre activity

0-5's Family Services are available through Garforth Children's Centre

### Area priorities and actions

None

**Sufficiency summary:** There are no reported sufficiency issues in the planning area.



## Gildersome and Drighlington Childcare Planning Area (CPA) 2023

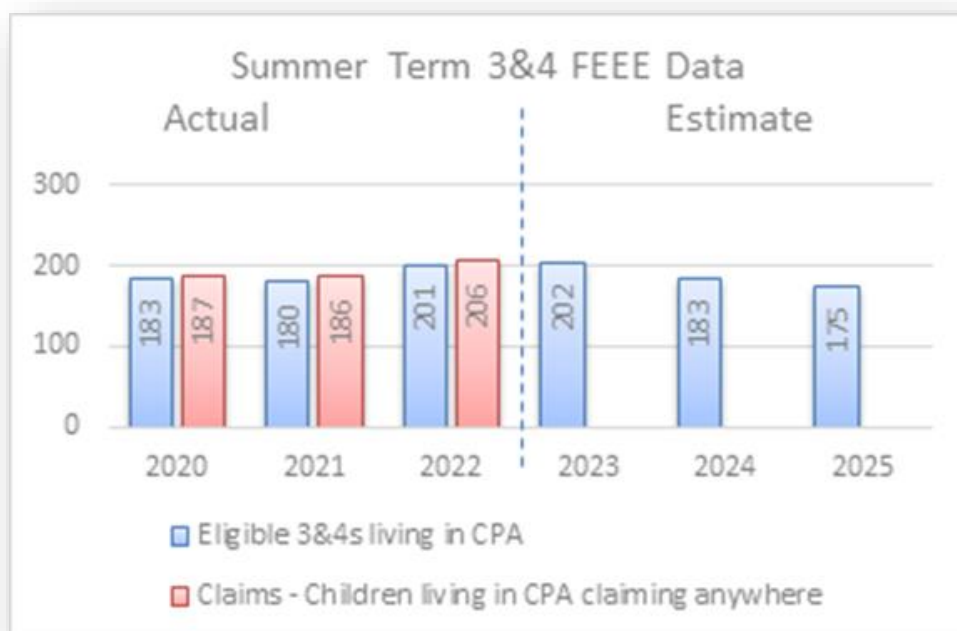
These are two villages situated approximately 5 miles southwest of the city centre. There is a good cross sector mix of providers offering choice for families.

### Free early education entitlement (FEEE) for eligible 2-year-olds living in Gildersome and Drighlington

- Spring 2022 there were 33 eligible children and 23 received FEEE
- Summer 2022 there were 31 eligible children and 24 received FEEE
- Autumn 2022 there were 30 eligible children and 17 received FEEE
- The average take up is 68% across this planning area
- None of the three schools within the planning area have an age range of 2-11.
- 

### Free early education for 3- and 4-year-olds living in Gildersome and Drighlington– based on Summer 2022 published data

- Summer 2021 there were 180 eligible children and 186 received FEEE
- Summer 2022 there were 201 eligible children and 206 received FEEE
- *Estimated* Summer 2023 202 eligible children
- *Estimated* Summer 2024 183 eligible children
- *Estimated* Summer 2025 175 eligible children
- The average take up is 103% across this planning area
- Three schools have nursery classes



## Market share

Based on 3 & 4-year-old children, who received FEEE in summer 2022, the market share is:

School	122
Full day care	79
Childminder	17

**Available Ofsted registered childcare in Gildersome and Drighlington** *Source Family Information Service (FIS)*

Type of childcare	Number of settings
Childminder	15
Full day care	3

## Before and after school childcare and holiday provision

- Three schools are located within the Gildersome Drighlington CPA
- primary schools offer both before and after school childcare
- Both above are school managed and offer onsite provision
- 1 primary school offers breakfast club

## Children's centre activity

Childcare and 0-5's Family services are available through Gildersome and Drighlington Children's centres

## Area priorities and actions

Due to a fall in the birth rate in this area, the eligible number of 3- and 4-year-old children are expected to decrease in future years. Therefore, we will support settings by:

- working with key stakeholders to understand the occupancy and vacancy position within settings
- assess if further promotion is required within the locality
- monitor termly claims against eligible children
- work closely with providers to understand the impact of the falling birth rates

**Sufficiency summary:** There are no reported sufficiency issues in the planning area.



## Guiseley Yeadon and Rawdon Childcare Planning Area (CPA) 2023

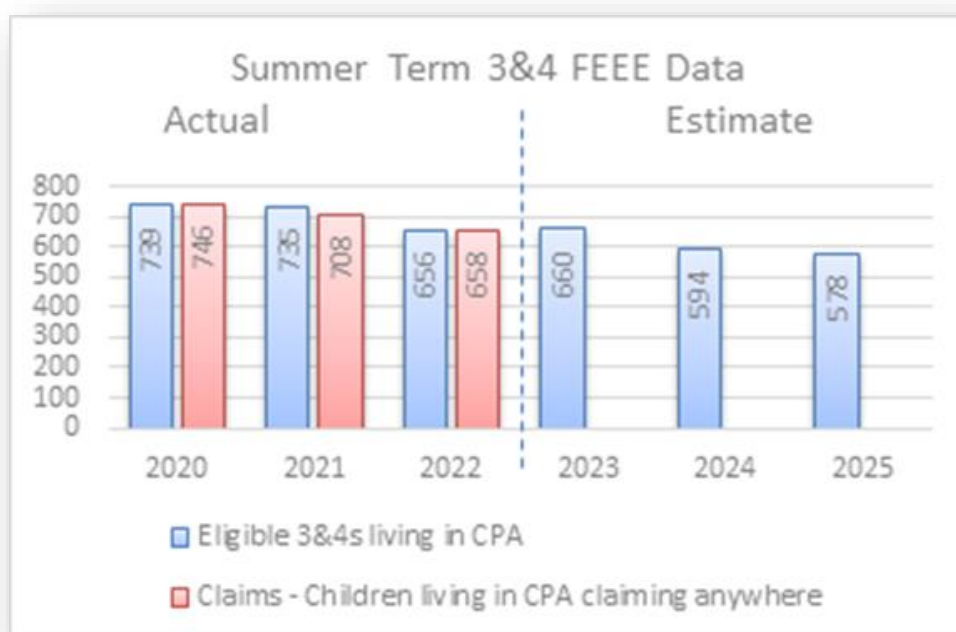
This area is situated approximately 8 miles northwest of the city centre, bordering Bradford local authority. There is a good cross sector mix of providers offering choice for families.

### Free early education entitlement (FEEE) for eligible 2-year-olds living in Guiseley Yeadon and Rawdon

- Spring 2022 there were 56 eligible children and 52 received FEEE
- Summer 2022 there were 55 eligible children and 50 received FEEE
- Autumn 2022 there were 47 eligible children and 44 received FEEE
- The average take up is 92% across this planning area
- None of the ten schools within the planning area have an age range of 2-11.

### Free early education for 3- and 4-year-olds living in Guiseley Yeadon and Rawdon— based on Summer 2022 published data

- Summer 2021 there were 735 eligible children and 708 received FEEE
- Summer 2022 there were 656 eligible children and 658 received FEEE
- *Estimated* Summer 2023 660 eligible children
- *Estimated* Summer 2024 594 eligible children
- *Estimated* Summer 2025 578 eligible children
- The average take up is 99% across this planning area
- Three schools have nursery classes



## Market share

Based on 3 & 4-year-old children, who received FEEE in summer 2022, the market share is:

Full day care	211
Playgroup/pre-school	175
School	143
Independent school	61
Childminder	38

**Available Ofsted registered childcare in Guiseley Yeadon and Rawdon** *Source Family Information Service (FIS)*

Type of childcare	Number of settings
Childminder	30
Home child carer	2
Full day care	10
Playgroup/pre-school	3

## Before and after school childcare and holiday provision

- There are ten primary schools located within the Guiseley Yeadon and Rawdon CPA
- 11 primary schools offer both before and after school childcare
- 1 is privately managed and delivered off site
- 5 is privately managed and offers on site provision
- 5 is school managed and offers on site provision
- *One of the schools offer childcare for 2-year-olds to Reception age. The onsite provider offers childcare for Years 1-6.*

## Children's centre activity

Childcare and 0-5's Family services are available through Guiseley Yeadon and Rawdon Children's centres

## Area priorities and actions

Due to a fall in the birth rate in this area, the eligible number of 3- and 4-year-old children are expected to decrease in future years. Therefore, we will support settings by:

- working with key stakeholders to understand the occupancy and vacancy position within settings
- assess if further promotion is required within the locality
- monitor termly claims against eligible children
- work closely with providers to understand the impact of the falling birth rates in the area

**Sufficiency summary:** There are no reported sufficiency issues in the planning area.





## Harehills Childcare Planning Area (CPA) 2023

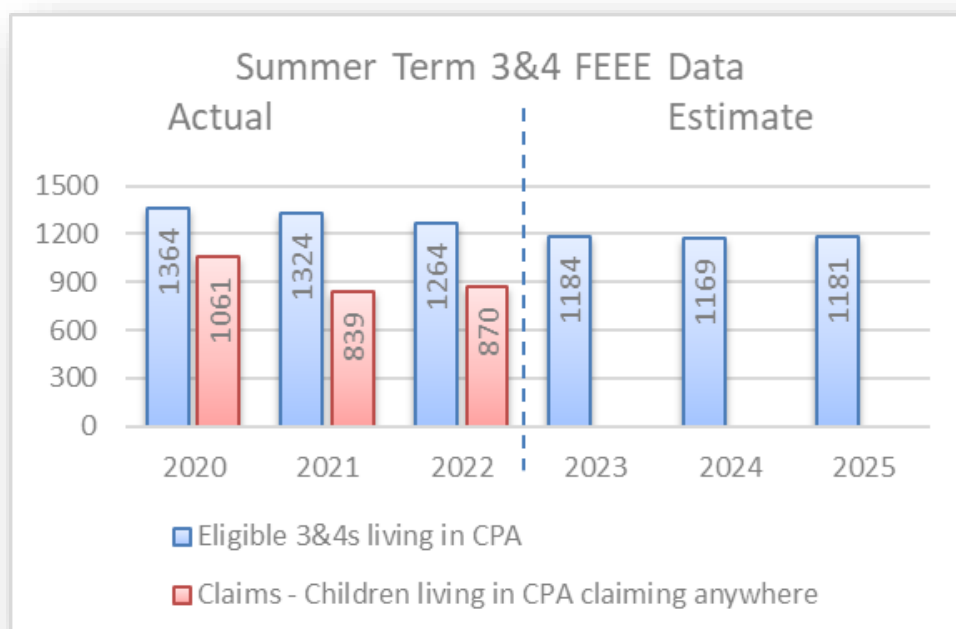
This is a densely populated inner city area with high levels of mobility, situated approximately 1.5 miles northeast of the city centre. There is a good cross sector mix of providers offering choice for families.

### Free early education entitlement (FEEE) for eligible 2-year-olds living in Harehills

- Spring 2022 there were 401 eligible children and 197 received FEEE
- Summer 2022 there were 343 eligible children and 172 received FEEE
- Autumn 2022 there were 371 eligible children and 190 received FEEE
- The average take up is 50% across this planning area
- Two of the nine schools within the planning area have an age range of 2-11 with one school delivering 2-year-old provision.

### Free early education entitlement (FEEE) for 3- and 4-year-olds living in Harehills– based on Summer 2022 published data

- Summer 2021 there were 1324 eligible children and 839 received FEEE
- Summer 2022 there were 1264 eligible children and 870 received FEEE
- *Estimated* Summer 2023 1184 eligible children
- *Estimated* Summer 2024 1169 eligible children
- *Estimated* Summer 2025 1181 eligible children
- The average take up is 70% across this planning area
- Seven schools have nursery classes



## Market share

Based on 3 & 4-year-old children, who received FEEE in summer 2022, the market share is:

School	430
Full day care	205
Children's centre	116
Childminder	3

**Available Ofsted registered childcare in Harehills** Source Family Information Service (FIS)

Type of childcare	Number of settings
Childminder	3
Home child carer	1
Full day care	6
Children's centre	3

## Before and after school childcare and holiday provision

- There are nine primary schools located within the Harehills CPA
- 9 Primary schools offer breakfast club, school managed and on site

## Children's centre activity

Childcare and 0-5's Family Services are available through Harehills, Sheperd's Lane, Gipton North and South Children's Centres.

## Area priorities and actions

As the planning area 2-year-old take-up falls below the citywide target of 70%, we will be looking to increase the take-up of the 2-year-old offer for eligible children. We will aim to achieve this by:

- working with key stakeholders to understand the occupancy and vacancy position within settings
- assess if further promotion is required within the locality
- monitor termly claims against eligible children
- work closely with providers to understand the impact of the falling birth rates in the area

**Sufficiency summary:** There are no reported sufficiency issues in the planning area.



## Holbeck Childcare Planning Area (CPA) 2023

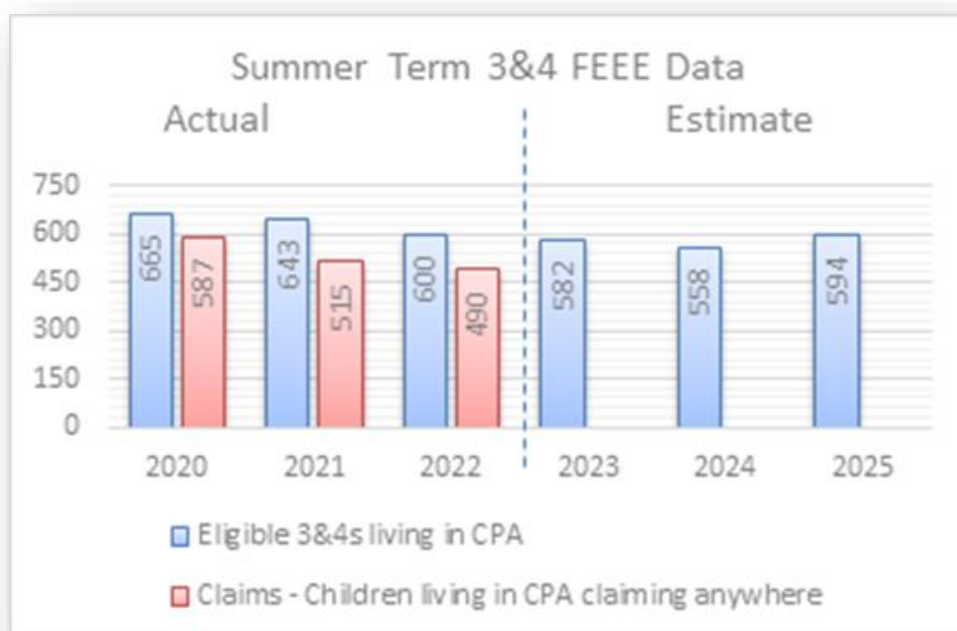
This is an inner-city area situated approximately 1.5 miles southwest of the city centre. There is a good cross-sector mix of providers in this planning area offering choice for families.

### Free early education entitlement (FEEE) for eligible 2-year-olds living in Holbeck

- Spring 2022 there were 184 eligible children and 118 received FEEE
- Summer 2022 there were 172 eligible children and 132 received FEEE
- Autumn 2022 there were 181 eligible children and 121 received FEEE
- The average take up is 69% across this planning area
- None of the eight schools within the planning area have an age range of 2-11

### Free early education entitlement (FEEE) for 3- and 4-year-olds living in Holbeck – based on Summer 2022 published data

- Summer 2021 there were 643 eligible children and 515 received FEEE
- Summer 2022 there were 600 eligible children and 490 received FEEE
- *Estimated* Summer 2023 582 eligible children
- *Estimated* Summer 2024 558 eligible children
- *Estimated* Summer 2025 594 eligible children
- The average take-up over three years is 83% across this planning area
- Seven schools have nursery classes



### Market share



Based on 3 & 4-year-old children, who received FEEE in summer 2022, the market share is:

School	358
Full day care	180
Children's centre	111
Childminder	13
Playgroup/pre-school	3

**Available Ofsted registered childcare in Holbeck** *Source Family Information Service (FIS)*

Type of childcare	Number of settings
Childminder	4
Full day-care	9
Children's centre	3

### Before and after school childcare and holiday provision

- There are eight primary schools located within the Holbeck CPA
- 8 primary schools offer breakfast club, school managed and offers on site provision
- 1 offer after school childcare, privately managed and delivered on site

### Children's centre activity

Childcare and 0-5's Family Services are available through City and Holbeck and New Bewerley Children's Centre.

### Area priorities and actions

As the planning area 2-year-old take-up falls below the citywide target of 70%, we will be looking to increase the take-up of the 2-year-old offer for eligible children. We will aim to achieve this by:

- working with key stakeholders to understand the occupancy and vacancy position within settings
- assess if further promotion is required within the locality
- monitor termly claims against eligible children
- work closely with providers to understand the impact of the falling birth rates in the area

**Sufficiency summary:** There are no reported sufficiency issues in the planning area.



## Horsforth Childcare Planning Area (CPA) 2023

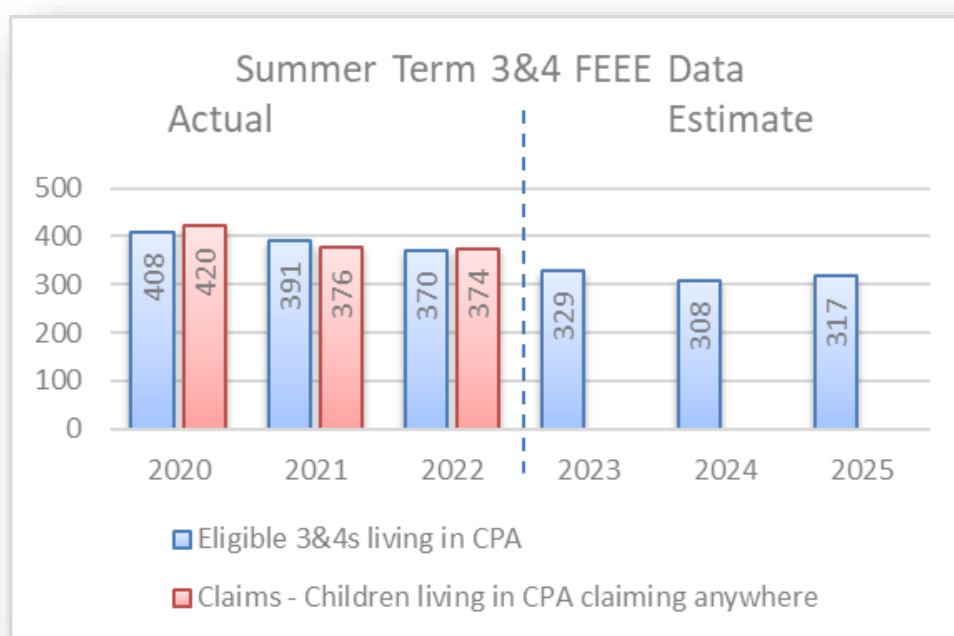
This is a small town situated approximately 5 miles northwest of the city centre. There is a good cross-sector mix of providers in this planning area offering choice for families.

### Free early education entitlement (FEEE) for eligible 2-year-olds living in Horsforth

- Spring 2022 there were 29 eligible children and 24 received FEEE
- Summer 2022 there were 28 eligible children and 25 received FEEE
- Autumn 2022 there were 21 eligible children and 23 received FEEE
- The average take up is 92% across this planning area
- None of the seven schools within the planning area have an age range of 2-11
- 

### Free early education entitlement (FEEE) for 3- and 4-year-olds living in Horsforth – based on Summer 2022 published data

- Summer 2021 there were 391 eligible children and 376 received FEEE
- Summer 2022 there were 370 eligible children and 374 received FEEE
- *Estimated* Summer 2023 329 eligible children
- *Estimated* Summer 2024 308 eligible children
- *Estimated* Summer 2025 317 eligible children
- The average take-up over three years is 100% across this planning area
- Two schools have nursery classes



### Market share



Based on 3 & 4-year-old children, who received FEEE in summer 2022, the market share is:

Full day care	358
School	70
Playgroup/pre-school	65
Independent school	60
Childminder	11

**Available Ofsted registered childcare in Horsforth** *Source Family Information Service (FIS)*

Type of childcare	Number of settings
Childminder	17
Home child carer	3
Full day-care	10
Playgroup/pre-school	3

### Before and after school childcare and holiday provision

- There are seven primary schools located within the Horsforth CPA
- 5 primary schools offer both before and after school childcare, privately managed and offers on site provision
- 1 offer breakfast club, school managed and on site
- 1 offer both before and after school childcare, school managed and on site

### Children's centre activity

Childcare and 0-5's Family Services are available through Horsforth Children's Centre.

### Area priorities and actions

Due to a fall in the birth rate in this area, the eligible number of 3- and 4-year-old children are expected to decrease in future years. Therefore, we will support settings by:

- working with key stakeholders to understand the occupancy and vacancy position within settings
- assess if further promotion is required within the locality
- monitor termly claims against eligible children
- work closely with providers to understand the impact of the falling birth rates in the area

**Sufficiency summary:** There are no reported sufficiency issues in the planning area



## Hunslet Childcare Planning Area (CPA) 2023

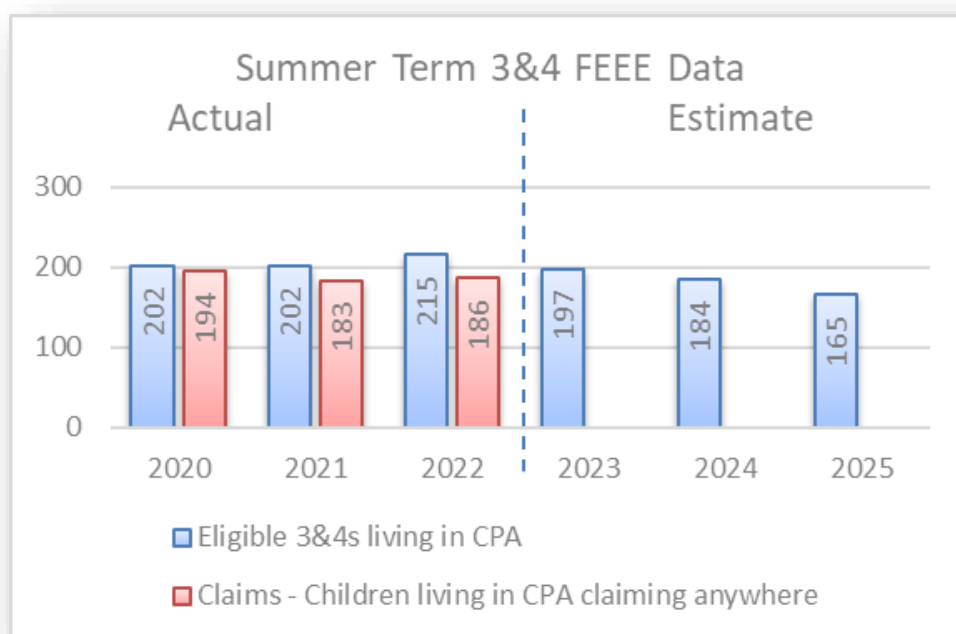
This is an inner-city area situated approximately 1 mile south of the city centre. There is a good cross-sector mix of providers in this planning area offering choice for families.

### Free early education entitlement (FEEE) for eligible 2-year-olds living in Hunslet

- Spring 2022 there were 59 eligible children and 45 received FEEE
- Summer 2022 there were 42 eligible children and 33 received FEEE
- Autumn 2022 there were 54 eligible children and 45 received FEEE
- The average take up is 76% across this planning area
- None of the four schools within the planning area have an age range of 2-11

### Free early education entitlement (FEEE) for 3- and 4-year-olds living in Hunslet– based on Summer 2022 published data

- Summer 2021 there were 202 eligible children and 183 received FEEE
- Summer 2022 there were 215 eligible children and 186 received FEEE
- *Estimated* Summer 2023 197 eligible children
- *Estimated* Summer 2024 184 eligible children
- *Estimated* Summer 2025 165 eligible children
- The average take-up over three years is 91% across this planning area
- Two schools have nursery classes



### Market share



Based on 3 & 4-year-old children, who received FEEE in summer 2022, the market share is:

School	85
Children's centre	76
Day nursery	68
Childminder	5

**Available Ofsted registered childcare in Hunslet** *Source Family Information Service (FIS)*

Type of childcare	Number of settings
Childminder	3
Full day-care	2
Children's centre	2

### Before and after school childcare and holiday provision

- There are four primary schools located within the Hunslet CPA
- primary schools offer both before and after school childcare, privately managed and offers on site provision
- 1 offer breakfast club, school managed and on site
- 1 offer both before and after school childcare, school managed and offered on site

### Children's centre activity

Childcare and 0-5's Family Services are available through Hunslet Children's Centre.

### Area priorities and actions

Due to a fall in the birth rate in this area, the eligible number of 3- and 4-year-old children are expected to decrease in future years. Therefore, we will support settings by:

- working with key stakeholders to understand the occupancy and vacancy position within settings
- assess if further promotion is required within the locality
- monitor termly claims against eligible children
- work closely with providers to understand the impact of the falling birth rates in the area

**Sufficiency summary:** There are no reported sufficiency issues in the planning area.





## Hyde Park and Headingley Childcare Planning Area (CPA)

This area comprises of Hyde Park which is an inner-city area with high levels of mobility situated approximately 1.5 miles northwest of the city centre, and Headingley which is situated approximately 2.5 miles northwest of the city centre. There is a good cross-sector mix of providers in this planning area offering choice for families.

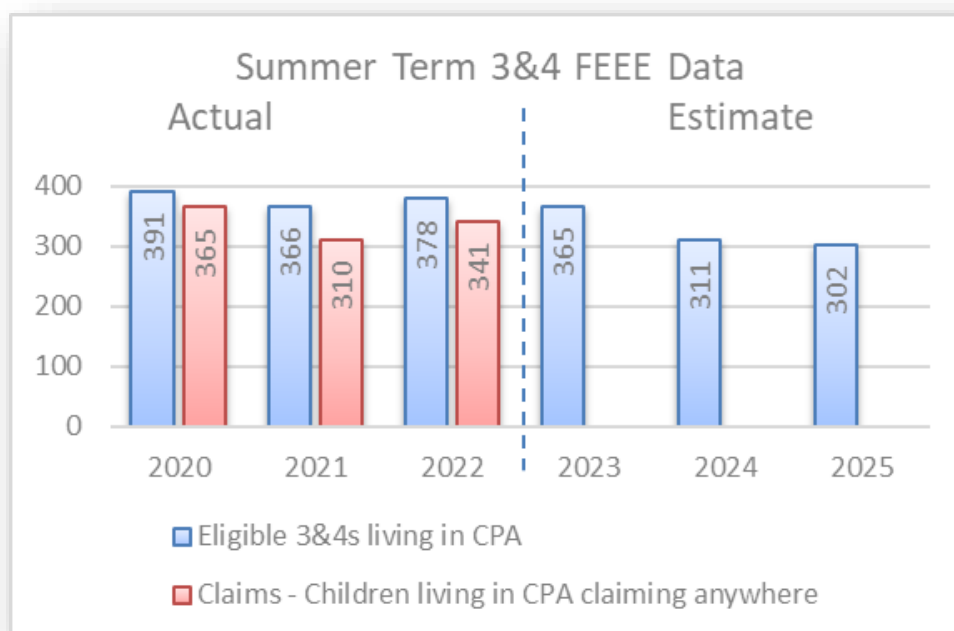
### Free early education entitlement (FEEE) for eligible 2-year-olds living in Hyde Park and Headingley

- Spring 2022 there were 41 eligible children and 37 received FEEE
- Summer 2022 there were 35 eligible children and 38 received FEEE
- Autumn 2022 there were 55 eligible children and 40 received FEEE
- The average take up is 88% across this planning area
- One of the six schools within the planning area have an age range of 2-11 and are delivering 2-year-old provision

### Free early education entitlement (FEEE) for 3- and 4-year-olds living in Hyde Park and Headingley

– based on Summer 2022 published data

- Summer 2021 there were 366 eligible children and 310 received FEEE
- Summer 2022 there were 378 eligible children and 341 received FEEE
- *Estimated* Summer 2023 365 eligible children
- *Estimated* Summer 2024 311 eligible children
- *Estimated* Summer 2025 302 eligible children
- The average take-up over three years is 91% across this planning area
- Four schools have nursery classes



## Market share

Based on 3 & 4-year-old children, who received FEEE in summer 2022, the market share is:

Full day care	235
School	177
Independent school	71
Playgroup/pre-school	42
Childminder	8

**Available Ofsted registered childcare in Hyde Park and Headingley** *Source Family Information Service (FIS)*

Type of childcare	Number of settings
Childminder	9
Home child carer	1
Full day-care	10

## Before and after school childcare and holiday provision

- There are six primary schools located within the Hyde Park and Headingley CPA
- primary schools offer breakfast club and after school childcare until 4.15 pm
- offer both before and after school childcare, school managed and offers on site provision

## Childrens centre activity

Childcare and 0-5's Family Services are available through Headingley and Burley Park Children's Centre.

## Area priorities and actions

Due to a fall in the birth rate in this area, the eligible number of 3- and 4-year-old children are expected to decrease in future years. Therefore, we will support settings by:

- working with key stakeholders to understand the occupancy and vacancy position within settings
- assess if further promotion is required within the locality
- monitor termly claims against eligible children
- work closely with providers to understand the impact of the falling birth rates in the area

**Sufficiency summary:** There are no reported sufficiency issues in the planning area.



## Kippax Childcare Planning Area (CPA) 2023

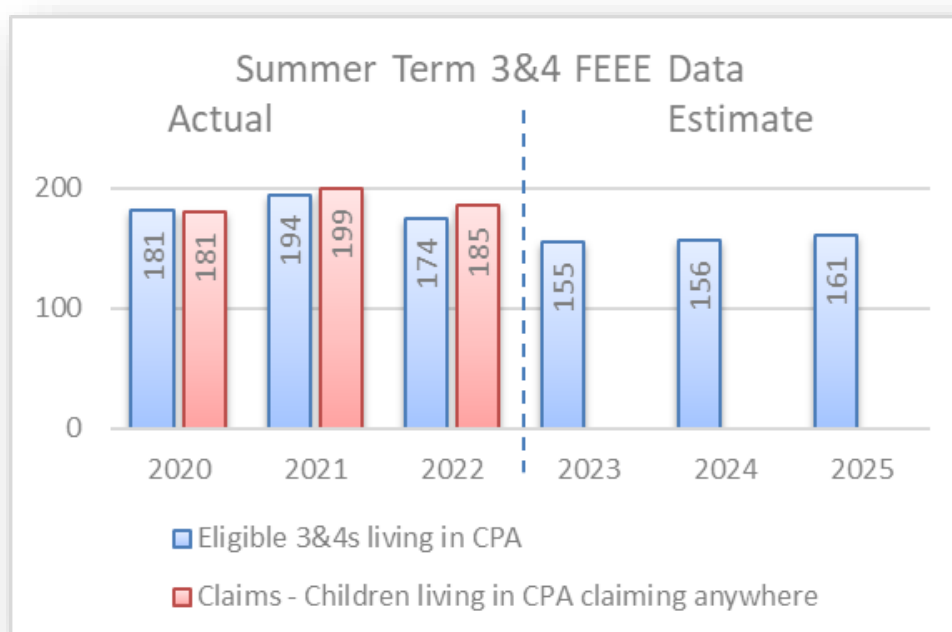
Kippax is a village located in a semi-rural area, close to Garforth. The area borders the North Yorkshire local authority and is approximately 7 miles southeast of the city centre. There is some cross sector choice for families.

### Free early education entitlement (FEEE) for eligible 2-year-olds living in Kippax

- Spring 2022 there were 14 eligible children and 15 received FEEE
- Summer 2022 there were 17 eligible children and 16 received FEEE
- Autumn 2022 there were 16 eligible children and 11 received FEEE
- The average take up is 89% across this planning area
- None of the three schools within the planning area have an age range of 2-11

### Free early education entitlement (FEEE) for 3- and 4-year-olds living in Kippax – based on Summer 2022 published data

- Summer 2021 there were 194 eligible children and 199 received FEEE
- Summer 2022 there were 174 eligible children and 185 received FEEE
- *Estimated* Summer 2023 155 eligible children
- *Estimated* Summer 2024 156 eligible children
- *Estimated* Summer 2025 161 eligible children
- The average take-up over three years is 103% across this planning area
- Two schools have nursery classes



## Market share

Based on 3 & 4-year-old children, who received FEEE in summer 2022, the market share is:

School	97
Childminder	41

## Available Ofsted registered childcare in Kippax *Source Family Information Service (FIS)*

Type of childcare	Number of settings
Childminder	9
Full day-care	1

## Before and after school childcare and holiday provision

- There are three primary schools located within the Kippax CPA
- primary schools offer breakfast club and after school activities until 4.15 pm
- 1 offers both before and after school childcare, school managed and on site

## Children's centre activity

0-5's Family Services are available through Kippax Children's Centre.

## Area priorities and actions

None

**Sufficiency summary:** There are no reported sufficiency issues in the planning area.



## Kirkstall Burley and Hawksworth Childcare Planning Area (CPA) 2023

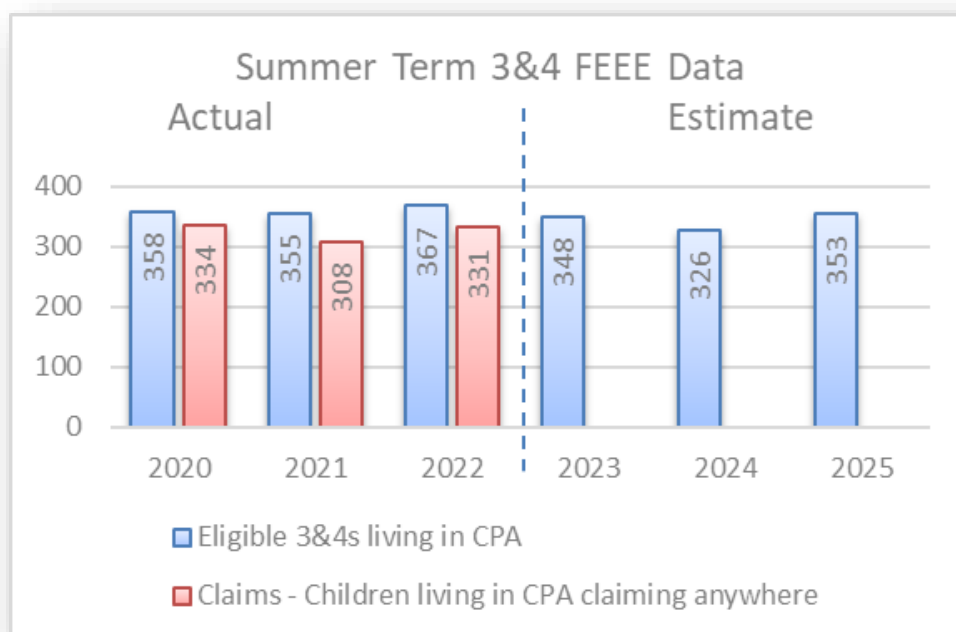
This area comprises of Burley, which is an inner city situated approximately 1.5 miles northwest of the city centre and Kirkstall and Hawksworth Wood, an area approximately 3 miles northwest of the city centre. There is a good cross-sector mix of providers in this planning area offering choice for families.

### Free early education entitlement (FEEE) for eligible 2-year-olds living in Kirkstall Burley and Hawksworth

- Spring 2022 there were 76 eligible children and 66 received FEEE
- Summer 2022 there were 68 eligible children and 70 received FEEE
- Autumn 2022 there were 70 eligible children and 53 received FEEE
- The average take up is 88% across this planning area
- None of the six schools within the planning area have an age range of 2-11.

### Free early education entitlement (FEEE) for 3- and 4-year-olds living in Kirkstall Burley and Hawksworth— based on Summer 2022 published data

- Summer 2021 there were 355 eligible children and 308 received FEEE
- Summer 2022 there were 367 eligible children and 331 received FEEE
- *Estimated* Summer 2023 348 eligible children
- *Estimated* Summer 2024 326 eligible children
- *Estimated* Summer 2025 353 eligible children
- The average take-up over three years is 90% across this planning area
- Four schools have nursery classes



## Market share

Based on 3 & 4-year-old children, who received FEEE in summer 2022, the market share is:

Full day-care	122
Children's centre	106
School	81
Playgroup/pre-school	31
Childminder	14

**Available Ofsted registered childcare in Kirkstall Burley and Hawksworth** *Source Family Information Service (FIS)*

Type of childcare	Number of settings
Childminder	8
Full day-care	3
Children's centre	2
Playgroup/pre-school	1

## Before and after school childcare and holiday provision

- There are six primary schools located within Kirkstall Burley and Hawksworth CPA
- primary schools offer breakfast club, school managed and on site
- offer both before and after school childcare, school managed and offers on site provision

## Children's centre activity

Childcare and 0-5's Family Services are available through Burley Park, Hawksworth Wood and Kirkstall Children's Centres.

## Area priorities and actions

Due to a fall in the birth rate in this area, the eligible number of 3- and 4-year-old children are expected to decrease in future years. Therefore, we will support settings by:

- working with key stakeholders to understand the occupancy and vacancy position within settings
- assess if further promotion is required within the locality
- monitor termly claims against eligible children
- work closely with providers to understand the impact of the falling birth rates in the area

**Sufficiency summary:** There are no reported sufficiency issues in the planning area.



## Lower Aire Valley Childcare Planning Area (CPA) 2023

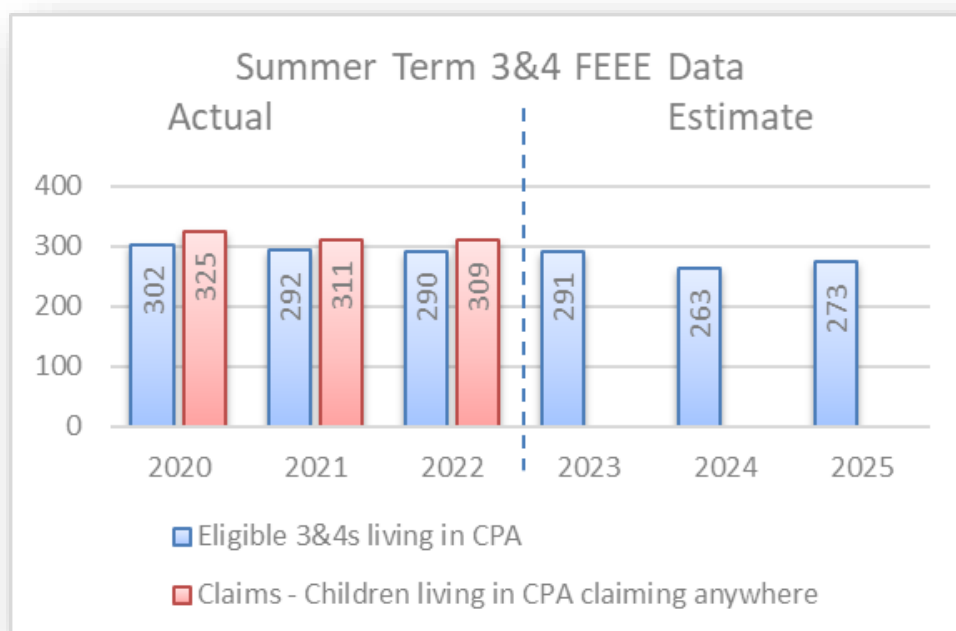
This is a rural area comprising of several villages. This area is situated approximately 7 miles southeast of the city centre, bordering Wakefield local authority. There is a good cross-sector mix of providers in this planning area offering choice for families.

### Free early education entitlement (FEEE) for eligible 2-year-olds living in Lower Aire Valley

- Spring 2022 there were 48 eligible children and 40 received FEEE
- Summer 2022 there were 50 eligible children and 37 received FEEE
- Autumn 2022 there were 45 eligible children and 23 received FEEE
- The average take up is 70% across this planning area
- None of the five schools within the planning area have an age range of 2-11.

### Free early education entitlement (FEEE) for 3- and 4-year-olds living in Lower Aire Valley – based on Summer 2022 published data

- Summer 2021 there were 292 eligible children and 311 received FEEE
- Summer 2022 there were 290 eligible children and 309 received FEEE
- *Estimated* Summer 2023 291 eligible children
- *Estimated* Summer 2024 263 eligible children
- *Estimated* Summer 2025 273 eligible children
- The average take-up over three years is 107% across this planning area
- Four schools have nursery classes



## Market share

Based on 3 & 4-year-old children, who received FEEE in summer 2022, the market share is:

School	179
Full day-care	52
Childminder	36
Playgroup/pre school	28

**Available Ofsted registered childcare in Lower Aire Valley** Source Family Information Service (FIS)

Type of childcare	Number of settings
Childminder	16
Full day-care	2
Playgroup/pre-school	1

## Before and after school childcare and holiday provision

- There are five primary schools located within the Lower Aire Valley CPA
- primary schools offer both before and after school childcare, privately managed and offers on site provision
- offer both before and after school childcare, school managed and offers on site provision

## Children's centre activity

0-5's Family Services are available through Villages East Children's Centre.

## Area priorities and actions

None

**Sufficiency summary:** There are no reported sufficiency issues in the planning area.





## Manston Childcare Planning Area (CPA) 2023

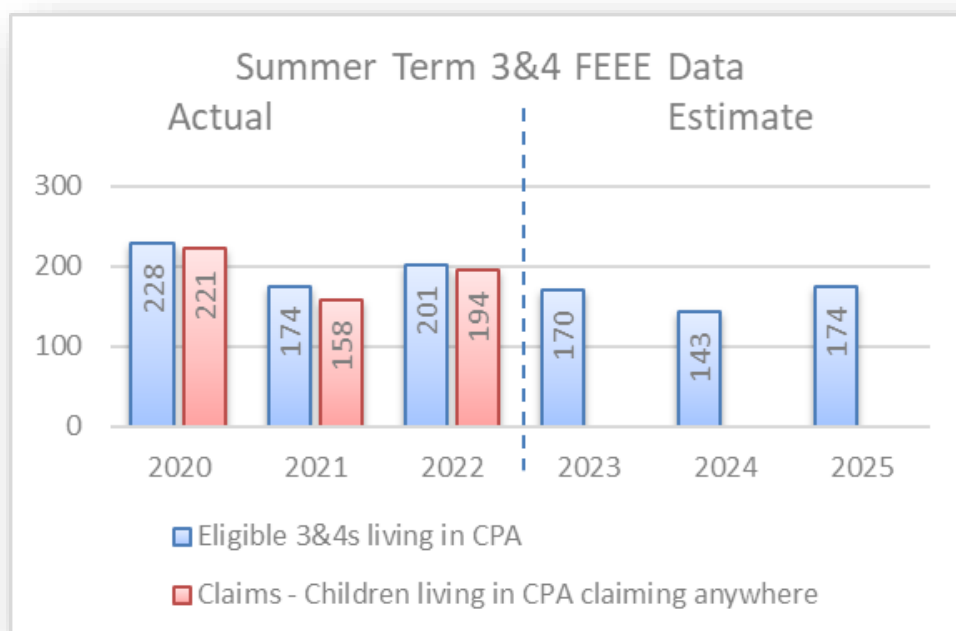
This area is situated approximately 4.5 miles east of the city centre. There is a good cross-sector mix of providers in this planning area offering choice for families.

### Free early education entitlement (FEEE) for eligible 2-year-olds living in Manston

- Spring 2022 there were 30 eligible children and 28 received FEEE
- Summer 2022 there were 32 eligible children and 29 received FEEE
- Autumn 2022 there were 23 eligible children and 21 received FEEE
- The average take up is 92% across this planning area
- One of the four schools within the planning area have an age range of 2-11 and are delivering 2-year-old provision.

### Free early education entitlement (FEEE) for 3- and 4-year-olds living in Manston – based on Summer 2022 published data

- Summer 2021 there were 174 eligible children and 158 received FEEE
- Summer 2022 there were 201 eligible children and 194 received FEEE
- *Estimated* Summer 2023 170 eligible children
- *Estimated* Summer 2024 143 eligible children
- *Estimated* Summer 2025 174 eligible children
- The average take-up over three years is 95% across this planning area
- Two schools have nursery classes



## Market share

Based on 3 & 4-year-old children, who received FEEE in summer 2022, the market share is:

Full day-care	118
School	109
Childminder	36

**Available Ofsted registered childcare in Manston** *Source Family Information Service (FIS)*

Type of childcare	Number of settings
Childminder	16
Home child carer	1
Full day-care	2

## Before and after school childcare and holiday provision

- There are four primary schools located within the Manston CPA
- 1 Primary schools offer both before and after school childcare, privately managed and on site
- offer both before and after school childcare, school managed and on site

## Children's centre activity

Childcare and 0-5's Family Services are available through Cross Gates and Manston Children's Centre.

## Area priorities and actions

None

**Sufficiency summary:** There are no reported sufficiency issues in the planning area.



## Meanwood Childcare Planning Area (CPA) 2023

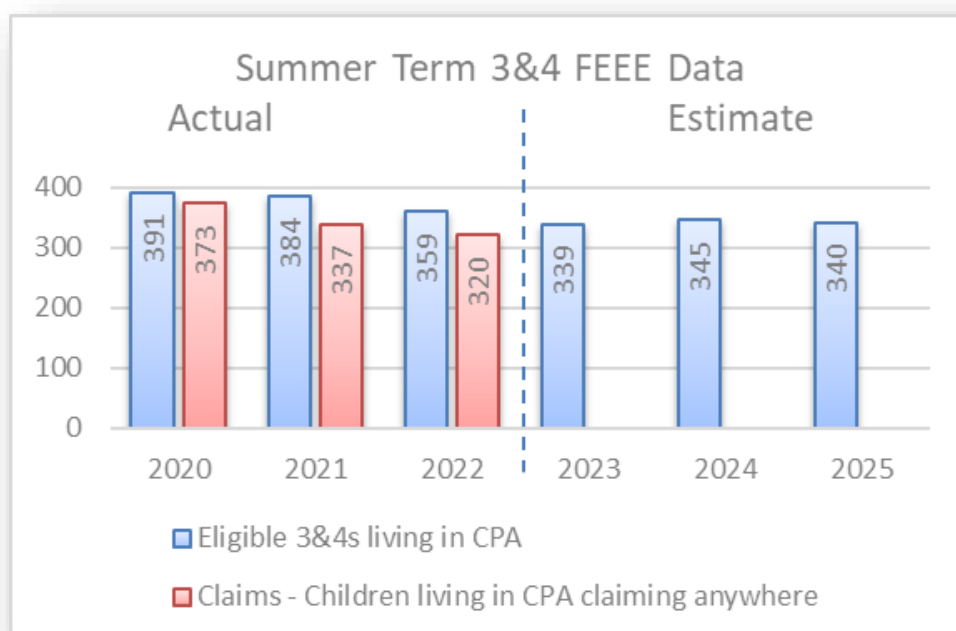
This area is situated approximately 3 miles north of the city centre. There is a good cross-sector mix of providers in this planning area offering choice for families.

### Free early education entitlement (FEEE) for eligible 2-year-olds living in Meanwood

- Spring 2022 there were 44 eligible children and 35 received FEEE
- Summer 2022 there were 46 eligible children and 34 received FEEE
- Autumn 2022 there were 48 eligible children and 35 received FEEE
- The average take up is 75% across this planning area
- None of the five schools within the planning area have an age range of 2-11 and are delivering 2-year-old provision, however one is the consultation stage of changing the age range to 2-11, expected to be implemented within 2023.

### Free early education entitlement (FEEE) for 3- and 4-year-olds living in Meanwood – based on Summer 2022 published data

- Summer 2021 there were 384 eligible children and 337 received FEEE
- Summer 2022 there were 359 eligible children and 320 received FEEE
- *Estimated* Summer 2023 339 eligible children
- *Estimated* Summer 2024 345 eligible children
- *Estimated* Summer 2025 234 eligible children
- The average take-up over three years is 91% across this planning area
- Two schools have nursery classes



## Market share

Based on 3 & 4-year-old children, who received FEEE in summer 2022, the market share is:

Full day-care	121
School	112
Playgroup/pre school	67
Children's centre	60
Childminder	29

**Available Ofsted registered childcare in Meanwood** *Source Family Information Service (FIS)*

Type of childcare	Number of settings
Childminder	18
Home child carer	1
Full day-care	6
Children's centre	1
Playgroup/pre-school	1

## Before and after school childcare and holiday provision

- There are five primary schools located within the Meanwood CPA
- primary schools offer both before and after school childcare, school managed and offers on site provision
- 1 offers breakfast club and has planned after school childcare to be available by Spring 2023
- 1 offers a breakfast club, school managed and on site

## Children's centre activity

Childcare and 0-5's Family Services are available through Manor Wood and Meanwood Children's Centres.

## Area priorities and actions

None

**Sufficiency summary:** There are no reported sufficiency issues in the planning area.



## Middleton Childcare Planning Area (CPA) 2023

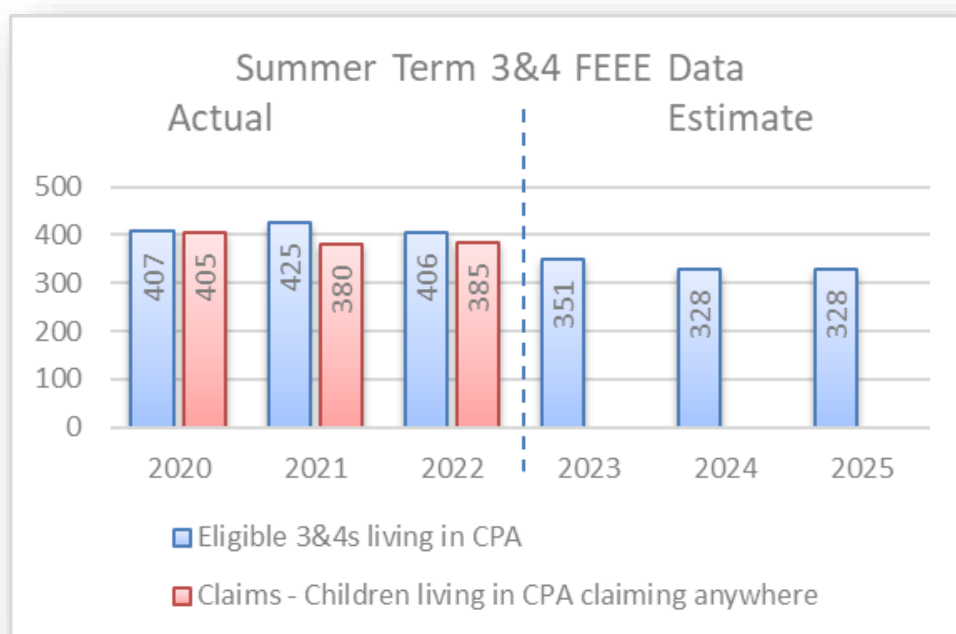
This area is situated approximately 3.5 miles south of the city centre. There is a good cross-sector mix of providers in this planning area offering choice for families.

### Free early education entitlement (FEEE) for eligible 2-year-olds living in Middleton

- Spring 2022 there were 106 eligible children and 87 received FEEE
- Summer 2022 there were 100 eligible children and 84 received FEEE
- Autumn 2022 there were 96 eligible children and 79 received FEEE
- The average take up is 83% across this planning area
- None of the five schools within the planning area have an age range of 2-11.

### Free early education entitlement (FEEE) for 3- and 4-year-olds living in Middleton – based on Summer 2022 published data

- Summer 2021 there were 425 eligible children and 380 received FEEE
- Summer 2022 there were 406 eligible children and 385 received FEEE
- *Estimated* Summer 2023 351 eligible children
- *Estimated* Summer 2024 328 eligible children
- *Estimated* Summer 2025 328 eligible children
- The average take-up over three years is 95% across this planning area
- Three schools have nursery classes



### Market share



Based on 3 & 4-year-old children, who received FEEE in summer 2022, the market share is:

School	113
Full day-care	73
Children's centre	70
Playgroup/pre-school	33
Childminder	18

**Available Ofsted registered childcare in Middleton** *Source Family Information Service (FIS)*

Type of childcare	Number of settings
Childminder	17
Full day-care	2
Children's centre	1

### Before and after school childcare and holiday provision

- There are five primary schools located within the Middleton CPA
- 1 primary school offers breakfast club, school managed and offers on site provision
- 1 offers both before and after school childcare, privately managed and offers on site provision
- offer both before and after school childcare (2 only until 4.30 pm) school managed and offers on site provision

### Children's centre activity

Childcare and 0-5's Family Services are available through Middleton Children's Centre.

### Area priorities and actions

Due to a fall in the birth rate in this area, the eligible number of 3- and 4-year-old children are expected to decrease in future years. Therefore, we will support settings by:

- working with key stakeholders to understand the occupancy and vacancy position within settings
- assess if further promotion is required within the locality
- monitor termly claims against eligible children
- work closely with providers to understand the impact of the falling birth rates in the area

**Sufficiency summary:** There are no reported sufficiency issues in the planning area.



## Morley Childcare Planning Area (CPA) 2023

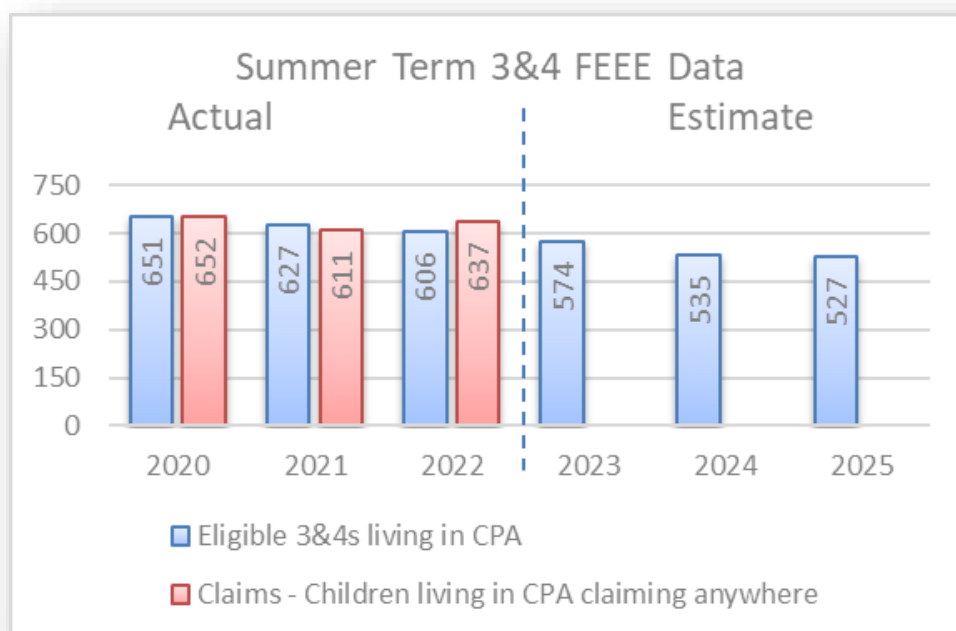
This is a small town situated approximately 4.5 miles south of the city centre, bordering Kirklees local authority. There is a good cross-sector mix of providers in this planning area offering choice for families.

### Free early education entitlement (FEEE) for eligible 2-year-olds living in Morley

- Spring 2022 there were 99 eligible children and 87 received FEEE
- Summer 2022 there were 102 eligible children and 83 received FEEE
- Autumn 2022 there were 80 eligible children and 72 received FEEE
- The average take up is 86 % across this planning area
- None of the seven schools within the planning area have an age range of 2-11.

### Free early education entitlement (FEEE) for 3- and 4-year-olds living in Morley – based on Summer 2022 published data

- Summer 2021 there were 627 eligible children and 611 received FEEE
- Summer 2022 there were 606 eligible children and 637 received FEEE
- *Estimated* Summer 2023 574 eligible children
- *Estimated* Summer 2024 535 eligible children
- *Estimated* Summer 2025 527 eligible children
- The average take-up over three years is 101% across this planning area
- All seven schools have nursery classes



## Market share

Based on 3 & 4-year-old children, who received FEEE in summer 2022, the market share is:

School	348
Full day-care	321
Childminder	71

**Available Ofsted registered childcare in Morley** *Source Family Information Service (FIS)*

Type of childcare	Number of settings
Childminder	36
Home child carer	2
Full day-care	9

## Before and after school childcare and holiday provision

- There are seven primary schools located within the Morley CPA
- primary schools offer both before and after school childcare, privately run, and offers on site provision
- 5 offer both before and after school childcare, school managed and offers on site provision

## Children's centre activity

0-5's Family Services are available through Morley North and South Children's Centres.

## Area priorities and actions

Due to a fall in the birth rate in this area, the eligible number of 3- and 4-year-old children are expected to decrease in future years. Therefore, we will support settings by:

- working with key stakeholders to understand the occupancy and vacancy position within settings
- assess if further promotion is required within the locality
- monitor termly claims against eligible children
- work closely with providers to understand the impact of the falling birth rates in the area

**Sufficiency summary:** There are no reported sufficiency issues in the planning area.





## Osmondthorpe and Templenewsam Childcare Planning Area (CPA) 2023

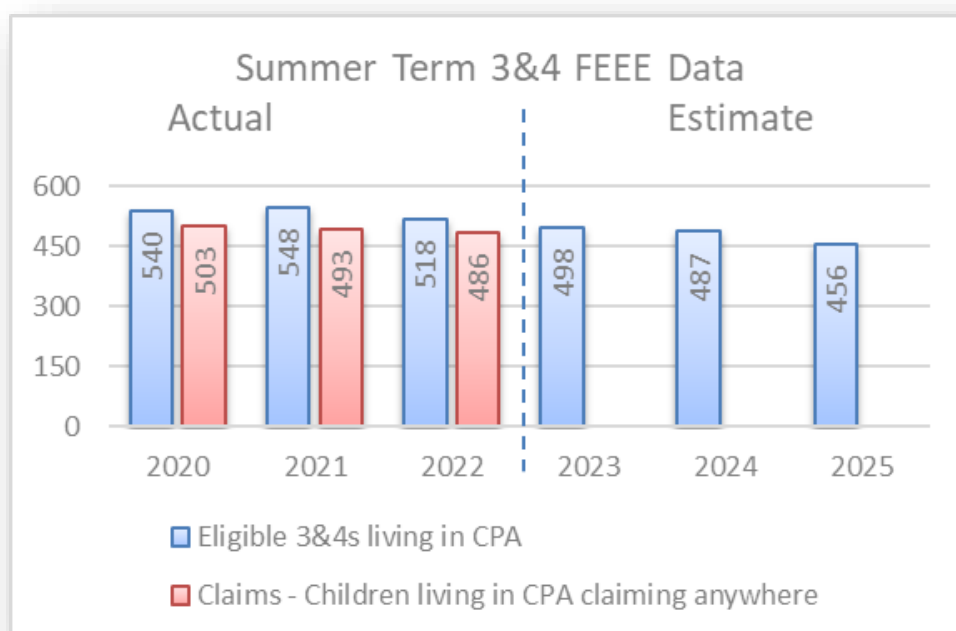
This area is situated 2 miles east of the city centre. There is a good cross-sector mix of providers in this planning area offering choice for families.

### Free early education entitlement (FEEE) for eligible 2-year-olds living in Osmondthorpe and Templenewsam

- Spring 2022 there were 105 eligible children and 92 received FEEE
- Summer 2022 there were 105 eligible children and 85 received FEEE
- Autumn 2022 there were 108 eligible children and 94 received FEEE
- The average take up is 85% across this planning area
- None of the seven schools within the planning area have an age range of 2-11.

### Free early education entitlement (FEEE) for 3- and 4-year-olds living in Osmondthorpe and Templenewsam – based on Summer 2022 published data

- Summer 2021 there were 548 eligible children and 493 received FEEE
- Summer 2022 there were 518 eligible children and 486 received FEEE
- *Estimated* Summer 2023 498 eligible children
- *Estimated* Summer 2024 487 eligible children
- *Estimated* Summer 2025 456 eligible children
- The average take-up over three years is 92% across this planning area
- Three schools have nursery classes



## Market share

Based on 3 & 4-year-old children, who received FEEE in summer 2022, the market share is:

Full day care	235
School	147
Playgroup/pre school	77
Children's centre	48
Childminder	42

**Available Ofsted registered childcare in Osmondthorpe and Templenewsam** *Source Family Information Service (FIS)*

Type of childcare	Number of settings
Childminder	16
Home child carer	16
Full day-care	5
Children's centre	1
Playgroup/pre-school	2

## Before and after school childcare and holiday provision

- There are seven primary schools located within the Osmondthorpe and Templenewsam CPA
- primary schools offer breakfast club, school managed and offers on site provision
- offer both before and after school childcare, school managed and offers on site provision
- 1 offers both before and after school childcare, privately managed and offers on site

## Children's centre activity

Childcare and 0-5's Family Services are available through Osmondthorpe, Templenewsam and Colton, and Meadowfield Children's Centre.

## Area priorities and actions

Due to a fall in the birth rate in this area, the eligible number of 3- and 4-year-old children are expected to decrease in future years. Therefore, we will support settings by:

- working with key stakeholders to understand the occupancy and vacancy position within settings
- assess if further promotion is required within the locality
- monitor termly claims against eligible children
- work closely with providers to understand the impact of the falling birth rates in the area

**Sufficiency summary:** There are no reported sufficiency issues in the planning area.



## Otley Childcare Planning Area (CPA) 2023

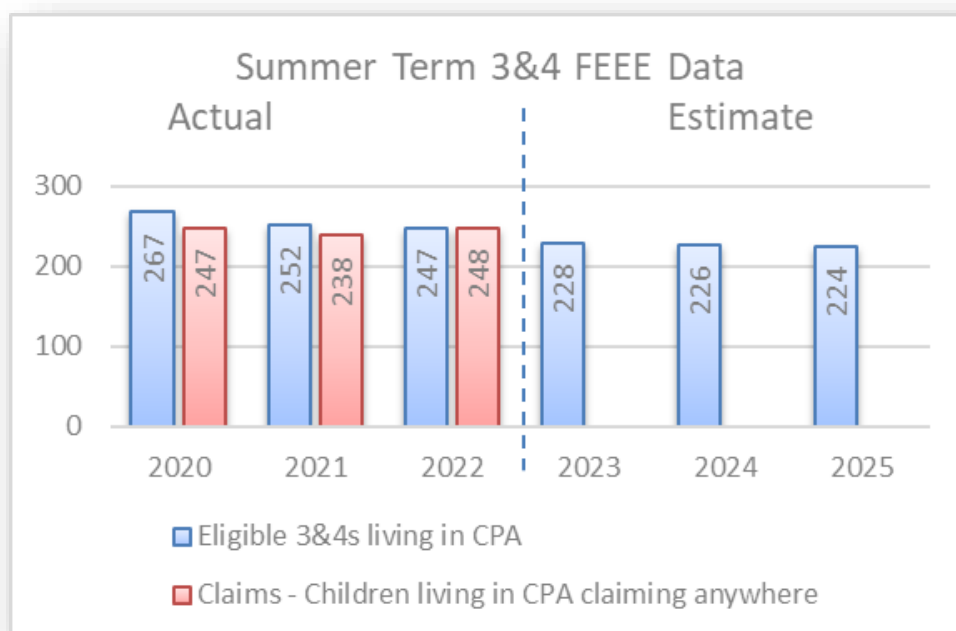
This is a small town situated in a rural location approximately 10 miles northwest of the city centre, bordering North Yorkshire and Bradford local authorities. There is a good cross-sector mix of providers in this planning area offering choice for families.

### Free early education entitlement (FEEE) for eligible 2-year-olds living in Otley

- Spring 2022 there were 21 eligible children and 22 received FEEE
- Summer 2022 there were 22 eligible children and 17 received FEEE
- Autumn 2022 there were 22 eligible children and 17 received FEEE
- The average take up is 86% across this planning area
- None of the five schools within the planning area have an age range of 2-11.

### Free early education entitlement (FEEE) for 3- and 4-year-olds living in Otley– based on Summer 2022 published data

- Summer 2021 there were 252 eligible children and 238 received FEEE
- Summer 2022 there were 247 eligible children and 248 received FEEE
- *Estimated* Summer 2023 228 eligible children
- *Estimated* Summer 2024 226 eligible children
- *Estimated* Summer 2025 224 eligible children
- The average take-up over three years is 96% across this planning area
- Three schools have nursery classes



## Market share

Based on 3 & 4-year-old children, who received FEEE in summer 2022, the market share is:

School	107
Full day-care	67
Playgroup/pre school	21
Childminder	12

**Available Ofsted registered childcare in Otley** *Source Family Information Service (FIS)*

Type of childcare	Number of settings
Childminder	9
Full day-care	3
Playgroup/pre-school	1

## Before and after school childcare and holiday provision

- There are five primary schools located within the Otley CPA
- primary schools offer school managed breakfast club, with after school childcare privately managed, offered on site
- offer both before and after school childcare, privately managed, one on school site and one off site
- 1 offers both before and after school childcare, school managed and offers on site provision

## Children's centre activity

0-5's Family Services are available through Otley Children's Centre.

## Area priorities and actions

None

**Sufficiency summary:** There are no reported sufficiency issues in the planning area.



## Pudsey and Swinnow Childcare Planning Area (CPA) 2023

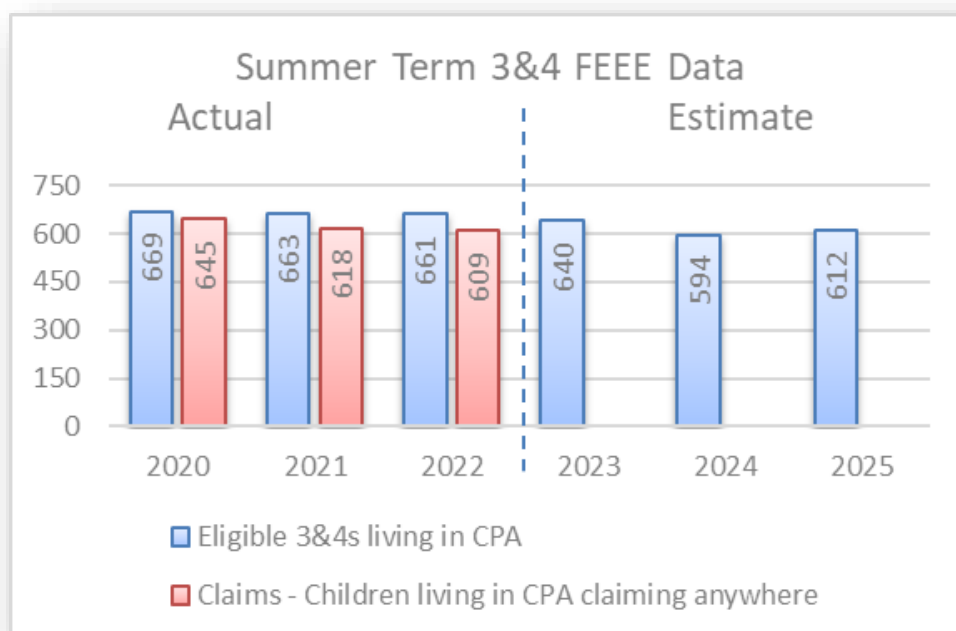
Pudsey is a town situated 5.5 miles west of the city centre, bordering Bradford local authority. There is a good cross-sector mix of providers in this planning area offering choice for families.

### Free early education entitlement (FEEE) for eligible 2-year-olds living in Pudsey and Swinnow

- Spring 2022 there were 95 eligible children and 54 received FEEE
- Summer 2022 there were 91 eligible children and 80 received FEEE
- Autumn 2022 there were 101 eligible children and 88 received FEEE
- The average take up is 77% across this planning area
- Two of the ten schools within the planning area have an age range of 2-11 and are delivering 2-year-old provision.
- and are delivering 2-year-old provision

### Free early education entitlement (FEEE) for 3- and 4-year-olds living in Pudsey and Swinnow – based on Summer 2022 published data

- Summer 2021 there were 663 eligible children and 618 received FEEE
- Summer 2022 there were 661 eligible children and 609 received FEEE
- *Estimated* Summer 2023 640 eligible children
- *Estimated* Summer 2024 594 eligible children
- *Estimated* Summer 2025 612 eligible children
- The average take-up over three years is 94% across this planning area
- Eight schools have nursery classes



## Market share

Based on 3 & 4-year-old children, who received FEEE in summer 2022, the market share is:

School	372
Full day care	286
Childminder	23
Independent school	20

**Available Ofsted registered childcare in Pudsey and Swinnow** *Source Family Information Service (FIS)*

Type of childcare	Number of settings
Childminder	22
Full day-care	7
Playgroup/pre-school	1

## Before and after school childcare and holiday provision

- There are ten primary schools located within the Pudsey Swinnow CPA
- 7 primary schools offer both before and after school childcare, school managed and offers on site provision
- offer breakfast club, school managed and on site
- 1 offers both before and after school childcare, privately managed and offers on site provision

## Children's centre activity

0-5's Family Services are available through Upper Pudsey and Swinnow Children's Centre.

## Area priorities and actions

None

**Sufficiency summary:** There are no reported sufficiency issues in the planning area.



## Richmond Hill Childcare Planning Area (CPA) 2023

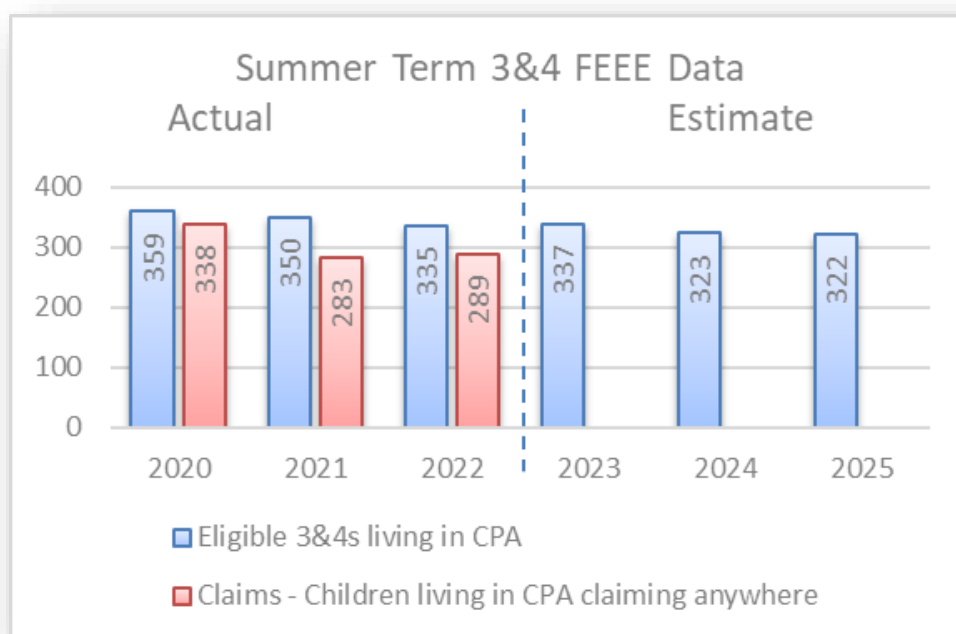
This is an inner-city area situated approximately 1 mile southwest of the city centre. There is a good cross-sector mix of providers in this planning area offering choice for families.

### Free early education entitlement (FEEE) for eligible 2-year-olds living in Richmond Hill

- Spring 2022 there were 127 eligible children and 85 received FEEE
- Summer 2022 there were 124 eligible children and 85 received FEEE
- Autumn 2022 there were 126 eligible children and 97 received FEEE
- The average take up is 71% across this planning area
- None of the three schools within the planning area have an age range of 2-11.

### Free early education entitlement (FEEE) for 3- and 4-year-olds living in Richmond Hill – based on Summer 2022 published data

- Summer 2021 there were 350 eligible children and 283 received FEEE
- Summer 2022 there were 661 eligible children and 609 received FEEE
- *Estimated* Summer 2023 640 eligible children
- *Estimated* Summer 2024 594 eligible children
- *Estimated* Summer 2025 612 eligible children
- The average take-up over three years is 94% across this planning area
- All three schools have nursery classes



## Market share

Based on 3 & 4-year-old children, who received FEEE in summer 2022, the market share is:

School	138
Full day care	75
Children's centre	42
Childminder	19

**Available Ofsted registered childcare in Richmond Hill** *Source Family Information Service (FIS)*

Type of childcare	Number of settings
Childminder	3
Full day-care	2
Children's centre	1

## Before and after school childcare and holiday provision

- There are three primary schools located within the Richmond Hill CPA
- primary schools offer breakfast club, school managed and on site
- 1 offers breakfast club, plus childcare (no meal) until 4.30 pm, school managed and offered on site

## Children's centre activity

Childcare and 0-5's Family Services are available through Richmond Hill Children's Centre.

## Area priorities and actions

Due to a fall in the birth rate in this area, the eligible number of 3- and 4-year-old children are expected to decrease in future years. Therefore, we will support settings by:

- working with key stakeholders to understand the occupancy and vacancy position within settings
- assess if further promotion is required within the locality
- monitor termly claims against eligible children
- work closely with providers to understand the impact of the falling birth rates in the area

**Sufficiency summary:** There are no reported sufficiency issues in the planning area.





## Rothwell, Robin Hood and Woodlesford Childcare Planning Area (CPA) 2023

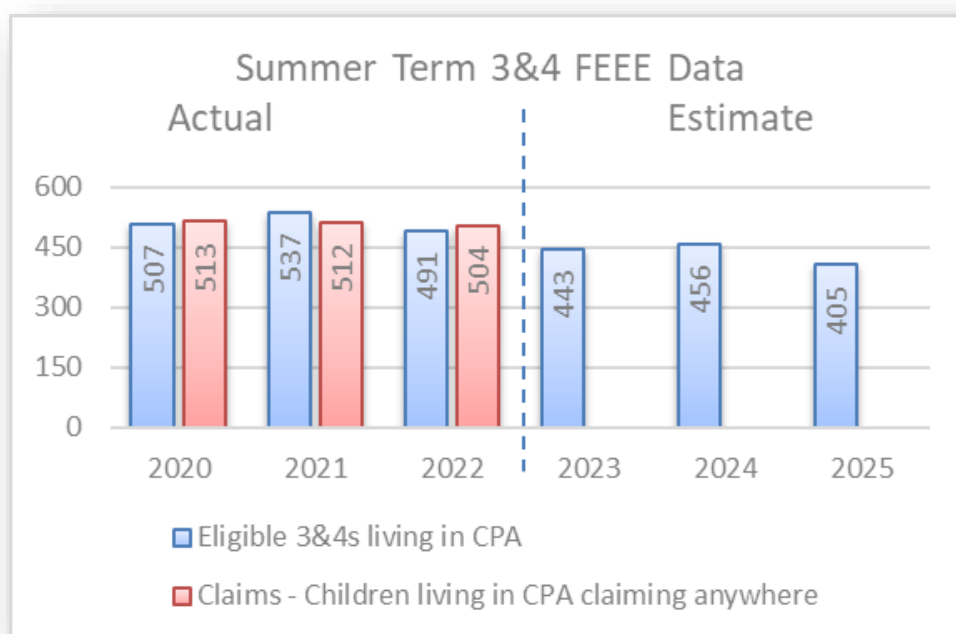
This area is a series of towns and villages situated approximately 4 miles south of the city centre, bordering Wakefield local authority. There is a good cross-sector mix of providers in this planning area offering choice for families.

### Free early education entitlement (FEEE) for eligible 2-year-olds living in Rothwell, Robin Hood and Woodlesford

- Spring 2022 there were 52 eligible children and 44 received FEEE
- Summer 2022 there were 42 eligible children and 38 received FEEE
- Autumn 2022 there were 50 eligible children and 44 received FEEE
- The average take up is 88% across this planning area
- None of the eight schools within the planning area have an age range of 2-11.

### Free early education entitlement (FEEE) for 3- and 4-year-olds living in Rothwell, Robin Hood and Woodlesford – based on Summer 2022 published data

- Summer 2021 there were 537 eligible children and 512 received FEEE
- Summer 2022 there were 491 eligible children and 504 received FEEE
- *Estimated* Summer 2023 443 eligible children
- *Estimated* Summer 2024 456 eligible children
- *Estimated* Summer 2025 405 eligible children
- The average take-up over three years is 98% across this planning area
- Six schools have nursery classes



### Market share



Based on 3 & 4-year-old children, who received FEEE in summer 2022, the market share is:

Full day care	255
School	224
Childminder	51
Children's centre	24
Playgroup/pre-school	10

**Available Ofsted registered childcare in Rothwell, Robin Hood and Woodlesford** *Source Family Information Service (FIS)*

Type of childcare	Number of settings
Childminder	24
Full day-care	7
Children's centre	1
Playgroup/pre-school	1

### Before and after school childcare and holiday provision

- There are eight primary schools located within the Rothwell, Robin Hood and Woodlesford CPA
- 8 primary schools offer both before and after school childcare, school managed and offers on site provision

### Children's centre activity

Childcare and 0-5's Family Services are available through Rothwell and Lofthouse Children's Centres.

### Area priorities and actions

Due to a fall in the birth rate in this area, the eligible number of 3- and 4-year-old children are expected to decrease in future years. Therefore, we will support settings by:

- working with key stakeholders to understand the occupancy and vacancy position within settings
- assess if further promotion is required within the locality
- monitor termly claims against eligible children
- work closely with providers to understand the impact of the falling birth rates in the area

**Sufficiency summary:** There are no reported sufficiency issues in the planning area.



## Roundhay and Wigton Childcare Planning Area (CPA) 2023

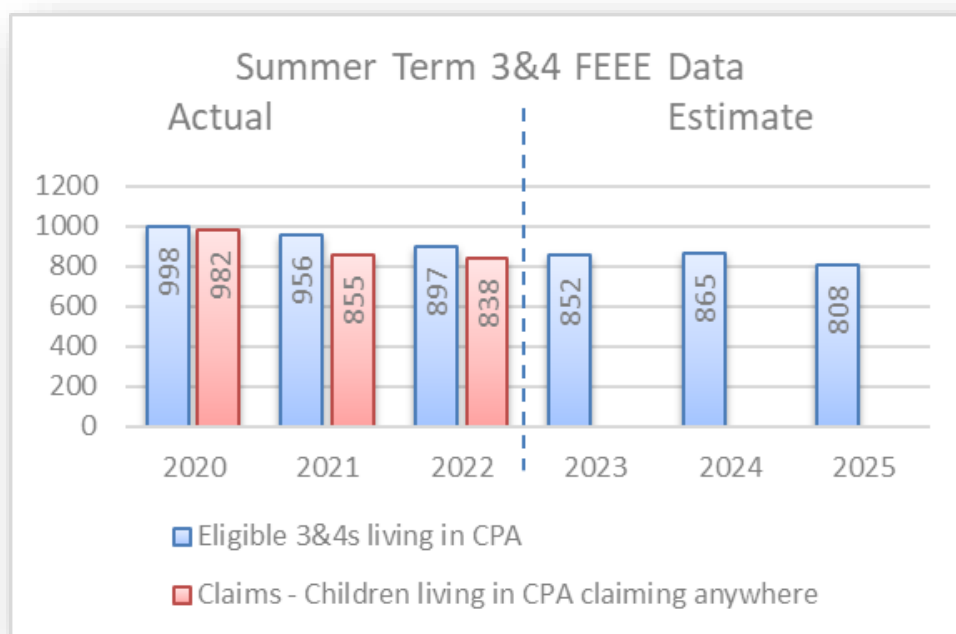
This area is situated approximately 3 miles northeast of the city centre. There is a good cross-sector mix of providers in this planning area offering choice for families.

### Free early education entitlement (FEEE) for eligible 2-year-olds living in Roundhay and Wigton

- Spring 2022 there were 87 eligible children and 70 received FEEE
- Summer 2022 there were 70 eligible children and 56 received FEEE
- Autumn 2022 there were 70 eligible children and 63 received FEEE
- The average take up is 83% across this planning area
- None of the ten schools within the planning area have an age range of 2-11.

### Free early education entitlement (FEEE) for 3- and 4-year-olds living in Roundhay and Wigton – based on Summer 2022 published data

- Summer 2021 there were 956 eligible children and 885 received FEEE
- Summer 2022 there were 897 eligible children and 838 received FEEE
- *Estimated* Summer 2023 852 eligible children
- *Estimated* Summer 2024 865 eligible children
- *Estimated* Summer 2025 808 eligible children
- The average take-up over three years is 94% across this planning area
- Five schools have nursery classes



### Market share



Based on 3 & 4-year-old children, who received FEEE in summer 2022, the market share is:

Full day care	348
School	222
Playgroup/pre-school	51
Childminder	35

**Available Ofsted registered childcare in Roundhay and Wigton** *Source Family Information Service (FIS)*

Type of childcare	Number of settings
Childminder	34
Home child carer	5
Full day-care	14
Playgroup/pre-school	1

### Before and after school childcare and holiday provision

- There are ten primary school located within the Roundhay and Wigton CPA
- 8 primary schools offer both before and after school childcare, school managed and offers on site provision
- offer both before and after school childcare, privately managed and offers on site provision

### Children's centre activity

0-5's Family Services are available through Roundhay Moortown and Alwoodley Children's Centre.

### Area priorities and actions

Due to a fall in the birth rate in this area, the eligible number of 3- and 4-year-old children are expected to decrease in future years. Therefore, we will support settings by:

- working with key stakeholders to understand the occupancy and vacancy position within settings
- assess if further promotion is required within the locality
- monitor termly claims against eligible children
- work closely with providers to understand the impact of the falling birth rates in the area

**Sufficiency summary:** There are no reported sufficiency issues in the planning area.



## Seacroft Childcare Planning Area (CPA) 2023

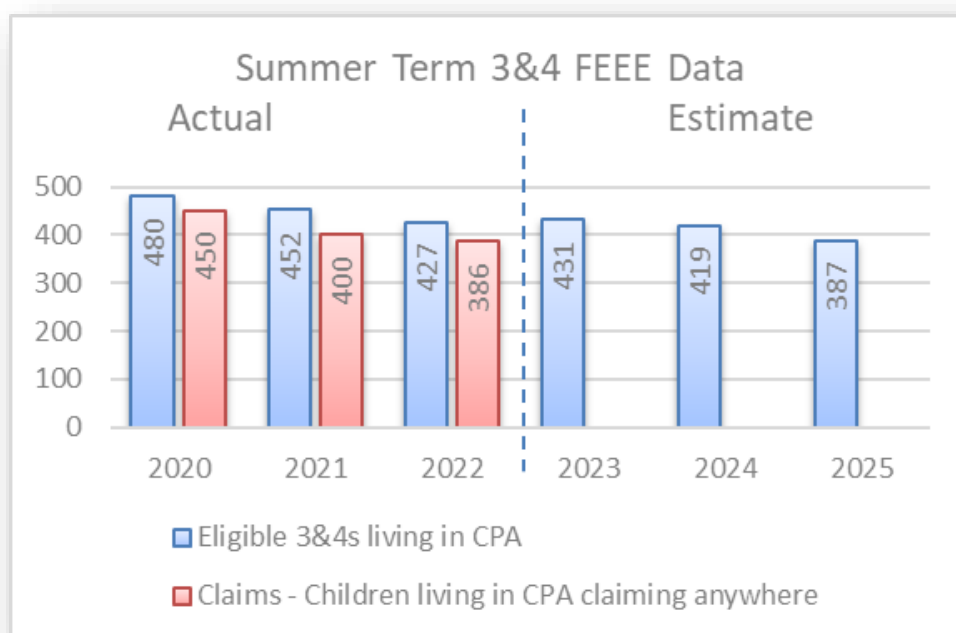
This area is situated approximately four miles northeast of the city centre. There is a good cross-sector mix of providers in this planning area offering choice for families.

### Free early education entitlement (FEEE) for eligible 2-year-olds living in Seacroft

- Spring 2022 there were 165 eligible children and 109 received FEEE
- Summer 2022 there were 159 eligible children and 110 received FEEE
- Autumn 2022 there were 138 eligible children and 104 received FEEE
- The average take up is 70% across this planning area
- None of the five schools within the planning area have an age range of 2-11

### Free early education entitlement (FEEE) for 3- and 4-year-olds living in Seacroft – based on Summer 2022 published data

- Summer 2021 there were 452 eligible children and 400 received FEEE
- Summer 2022 there were 427 eligible children and 386 received FEEE
- *Estimated* Summer 2023 431 eligible children
- *Estimated* Summer 2024 419 eligible children
- *Estimated* Summer 2025 387 eligible children
- The average take-up over three years is 91% across this planning area
- Three schools have nursery classes



### Market share



Based on 3 & 4-year-old children, who received FEEE in summer 2022, the market share is:

Children's centre	152
School	134
Childminder	6
Full day care	2

**Available Ofsted registered childcare in Seacroft** *Source Family Information Service (FIS)*

Type of childcare	Number of settings
Childminder	11
Home child carer	1
Full day-care	1
Children's centre	3

### Before and after school childcare and holiday provision

- There are five primary schools located within the Seacroft CPA
- 1 primary school has no before or after school childcare
- offer both before and after school childcare, school managed and offers on site provision
- 1 offers both before and after school childcare, school managed and offers on site provision

### Children's centre activity

Childcare and 0-5's Family Services are available through Parklands, Kentmere and Seacroft Children's Centres.

### Area priorities and actions

Due to a fall in the birth rate in this area, the eligible number of 3- and 4-year-old children are expected to decrease in future years. Therefore, we will support settings by:

- working with key stakeholders to understand the occupancy and vacancy position within settings
- assess if further promotion is required within the locality
- monitor termly claims against eligible children
- work closely with providers to understand the impact of the falling birth rates in the area

**Sufficiency summary:** There are no reported sufficiency issues in the planning area.



## Stanningley Childcare Planning Area (CPA) 2023

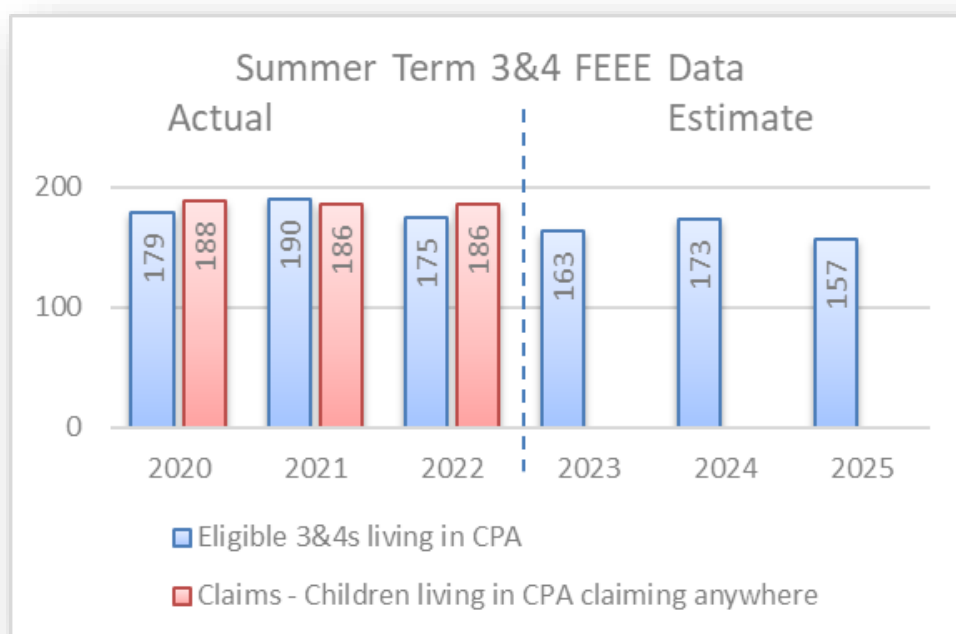
This area is situated approximately five miles west of the city centre. There is a good cross-sector mix of providers in this planning area offering choice for families.

### Free early education entitlement (FEEE) for eligible 2-year-olds living in Stanningley

- Spring 2022 there were 22 eligible children and 18 received FEEE
- Summer 2022 there were 29 eligible children and 28 received FEEE
- Autumn 2022 there were 33 eligible children and 32 received FEEE
- The average take up is 93% across this planning area
- None of the three schools within the planning area have an age range of 2-11.

### Free early education entitlement (FEEE) for 3- and 4-year-olds living in Stanningley – based on Summer 2022 published data

- Summer 2021 there were 190 eligible children and 186 received FEEE
- Summer 2022 there were 175 eligible children and 186 received FEEE
- *Estimated* Summer 2023 163 eligible children
- *Estimated* Summer 2024 173 eligible children
- *Estimated* Summer 2025 157 eligible children
- The average take-up over three years is 103 % across this planning area
- Two schools have nursery classes



### Market share



Based on 3 & 4-year-old children, who received FEEE in summer 2022, the market share is:

Full day care	176
School	58
Childminder	21

**Available Ofsted registered childcare in Stanningley** *Source Family Information Service (FIS)*

Type of childcare	Number of settings
Childminder	10
Full day-care	3

### Before and after school childcare and holiday provision

- There are three primary schools located within the Stanningley CPA
- primary schools offer both before and after school childcare, school managed and offer onsite provision
- 1 offers a breakfast club, school managed and after school privately managed, offered on site

### Children's centre activity

Childcare and 0-5's Family Services are available through Bramley Children's Centre.

### Area priorities and actions

Due to a fall in the birth rate in this area, the eligible number of 3- and 4-year-old children are expected to decrease in future years. Therefore, we will support settings by:

- working with key stakeholders to understand the occupancy and vacancy position within settings
- assess if further promotion is required within the locality
- monitor termly claims against eligible children
- work closely with providers to understand the impact of the falling birth rates in the area

**Sufficiency summary:** There are no reported sufficiency issues in the planning area.





## Swarcliffe and Whinmoor Childcare Planning Area (CPA) 2023

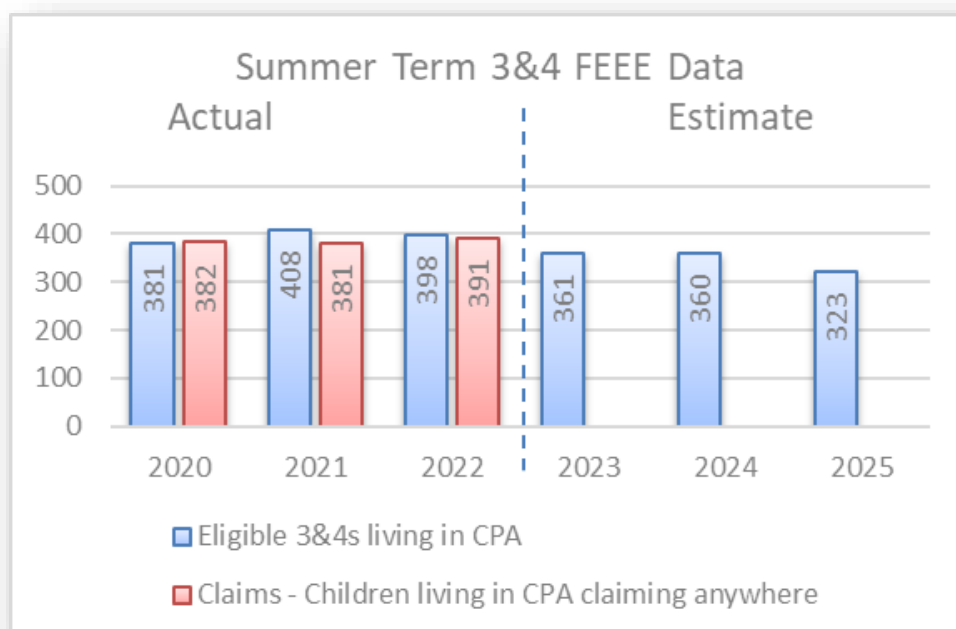
This area is situated approximately 4.5 miles northeast of the city centre. There is a good cross-sector mix of providers in this planning area offering choice for families.

### Free early education entitlement (FEEE) for eligible 2-year-olds living in Swarcliffe and Whinmoor

- Spring 2022 there were 83 eligible children and 75 received FEEE
- Summer 2022 there were 83 eligible children and 76 received FEEE
- Autumn 2022 there were 99 eligible children and 80 received FEEE
- The average take up is 87% across this planning area
- None of the five schools within the planning area have an age range of 2-11.

### Free early education entitlement (FEEE) for 3- and 4-year-olds living in Swarcliffe and Whinmoor – based on Summer 2022 published data

- Summer 2021 there were 408 eligible children and 381 received FEEE
- Summer 2022 there were 398 eligible children and 391 received FEEE
- *Estimated* Summer 2023 361 eligible children
- *Estimated* Summer 2024 360 eligible children
- *Estimated* Summer 2025 323 eligible children
- The average take-up over three years is 97% across this planning area
- All five schools have nursery classes



## Market share

Based on 3 & 4-year-old children, who received FEEE in summer 2022, the market share is:

School	191
Full day care	69
Children's centre	39
Childminder	14

**Available Ofsted registered childcare in Swarcliffe and Whinmoor** *Source Family Information Service (FIS)*

Type of childcare	Number of settings
Childminder	14
Home child carer	1
Full day-care	4
Children's centre	1

## Before and after school childcare and holiday provision

- There are five primary schools located within the Swarcliffe and Whinmoor CPA
- 1 primary school offers breakfast club, school managed and offers on site provision
- offer both before and after school childcare, school managed and offers on site provision
- 1 offers both before and after school childcare, privately managed and offers on site provision

## Children's centre activity

Childcare and 0-5's Family Services are available through Swarcliffe Children's Centre.

## Area priorities and actions

Due to a fall in the birth rate in this area, the eligible number of 3- and 4-year-old children are expected to decrease in future years. Therefore, we will support settings by:

- working with key stakeholders to understand the occupancy and vacancy position within settings
- assess if further promotion is required within the locality
- monitor termly claims against eligible children
- work closely with providers to understand the impact of the falling birth rates in the area

**Sufficiency summary:** There are no reported sufficiency issues in the planning area.



## Wetherby Childcare Planning Area (CPA) 2023

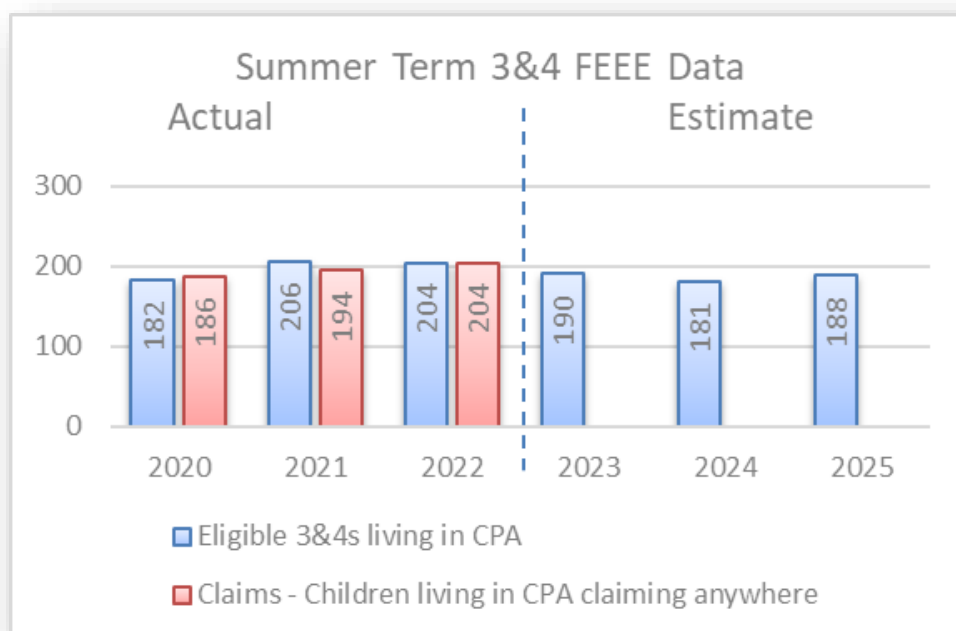
This is a town in a rural location situated approximately 11 miles northeast of the city centre, bordering North Yorkshire local authority. There is a good cross-sector mix of providers in this planning area offering choice for families.

### Free early education entitlement (FEEE) for eligible 2-year-olds living in Wetherby

- Spring 2022 there were 11 eligible children and 13 received FEEE
- Summer 2022 there were 14 eligible children and 11 received FEEE
- Autumn 2022 there were 13 eligible children and 10 received FEEE
- The average take up is 89% across this planning area
- None of the four schools within the planning area have an age range of 2-11

### Free early education entitlement (FEEE) for 3- and 4-year-olds living in Wetherby– based on Summer 2022 published data

- Summer 2021 there were 206 eligible children and 194 received FEEE
- Summer 2022 there were 204 eligible children and 204 received FEEE
- *Estimated* Summer 2023 190 eligible children
- *Estimated* Summer 2024 181 eligible children
- *Estimated* Summer 2025 188 eligible children
- The average take-up over three years is 99% across this planning area
- Three schools have nursery classes



## Market share

Based on 3 & 4-year-old children, who received FEEE in summer 2022, the market share is:

Full day care	89
School	79
Childminder	20
Playgroup/pre-school	18

**Available Ofsted registered childcare in Wetherby** *Source Family Information Service (FIS)*

Type of childcare	Number of settings
Childminder	11
Full day-care	3

## Before and after school childcare and holiday provision

- There are four primary schools located within the Wetherby CPA
- primary schools offer both before and after school childcare, school managed and offers on site provision
- 1 school is in the process of recruiting staff to continue the after-school service
- 1 offers both before and after school childcare, privately managed and offers on site provision

## Children's centre activity

0-5's Family Services are available through Wetherby Children's Centre.

## Area priorities and actions

None

**Sufficiency summary:** There are no reported sufficiency issues in the planning area.



## Woodhouse Childcare Planning Area (CPA) 2023

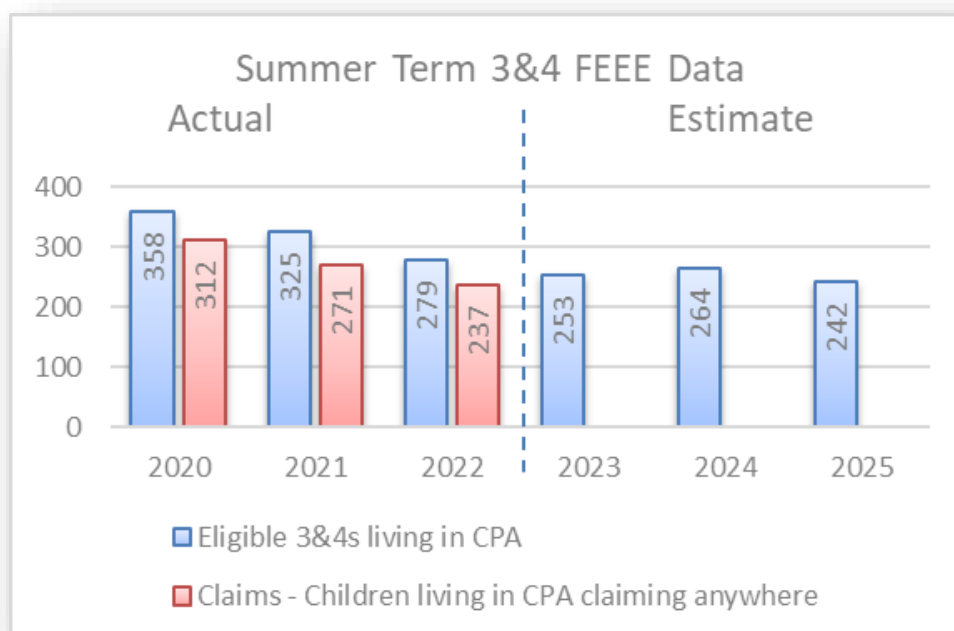
This is an inner-city area located approximately 1 mile northeast of the city centre. There are high levels of mobility in the area. There is a good cross-sector mix of providers in this planning area offering choice for families, however the number of free early education registered childminders is low.

### Free early education entitlement (FEEE) for eligible 2-year-olds living in Woodhouse

- Spring 2022 there were 87 eligible children and 47 received FEEE
- Summer 2022 there were 80 eligible children and 45 received FEEE
- Autumn 2022 there were 89 eligible children and 57 received FEEE
- The average take up is 58% across this planning area
- None of the five schools within the planning area have an age range of 2-11

### Free early education entitlement (FEEE) for 3- and 4-year-olds living in Woodhouse – based on Summer 2022 published data

- Summer 2021 there were 325 eligible children and 271 received FEEE
- Summer 2022 there were 279 eligible children and 237 received FEEE
- *Estimated* Summer 2023 253 eligible children
- *Estimated* Summer 2024 264 eligible children
- *Estimated* Summer 2025 242 eligible children
- The average take-up over three years is 85% across this planning area
- One school has a nursery class



## Market share

Based on 3 & 4-year-old children, who received FEEE in summer 2022, the market share is:

Children's centre	109
Full day care	63
School	61

**Available Ofsted registered childcare in Woodhouse** *Source Family Information Service (FIS)*

Type of childcare	Number of settings
Full day-care	1
Children's centre	2

## Before and after school childcare and holiday provision

- There are three primary schools located within the Woodhouse CPA
- primary schools offer both before and after school childcare, school managed and offers on site provision
- 1 offers breakfast club, school managed and offers on site provision

## Children's centre activity

Childcare and 0-5's Family Services are available through Alwoodley Children's Centre.

## Area priorities and actions

As the planning area 2-year-old take-up falls below the citywide target of 70%, we will be looking to increase the take-up of the 2-year-old offer for eligible children. We will aim to achieve this by:

- working with key stakeholders to understand the occupancy and vacancy position within settings
- assess if further promotion is required within the locality
- monitor termly claims against eligible children
- work closely with providers to understand the impact of the falling birth rates in the area

**Sufficiency summary:** There are no reported sufficiency issues in the planning area.



## Appendix E – Glossary

**Universal entitlement** - 15 hours free childcare for three- and four-year-olds. All three- and four-year-old children in England are eligible for 570 hours of free childcare per year from the term after their third birthday. This is usually taken as 15 hours a week for 38 weeks of the year and is known as the "universal entitlement". This entitlement continues until the child starts reception in a maintained school.

**Extended Entitlement** - since September 2017, the Government extended the free childcare entitlement for working parents of three- and four-year-olds to 30 hours per week for 38 weeks of the year (1,140 hours per year). This is known as the "additional or extended entitlement" and gives families, where parents meet the eligibility criteria, an entitlement to 30 hours of free childcare, over 38 weeks (or the equivalent number of hours across more weeks per year), for their 3- and 4-year-olds.

**Early Years (EY)** - children not of statutory school age i.e., under five but not including those who will become five in the academic year.

**The Early years framework (EYFS)** - sets the standards that all early year's providers must meet to ensure that children learn and develop well, ensures children are kept healthy and safe, ensures that children have the knowledge and skills they need to start school. This statutory framework is for: school leaders, school staff, childcare providers, childminders and out of school providers.

**Demand** - local formation that informs the local authority what parents are requesting.

**Availability** - relates to the potential number of places.

**Supply** - registered number of places.

**Delivery/models** - how both the universal and extended entitlement are offered.



## Appendix F – Useful Links

Leeds Family Information Service: [Family Information Service Leeds](#) Parents requiring childcare can contact the Family Information Service or access the childcare search function on the website

The Childcare Act (2006) 2016 Section 6 and 7: [Childcare Act 2006 \(legislation.gov.uk\)](#)

Statutory Guidance: Early Education and childcare: [Early education and childcare - GOV.UK](#)

Operational Guidance for 30 hours childcare: [LA and early years provider guide - GOV.UK](#)

Childcare Calculator: [Check what help you could get with childcare costs - GOV.UK](#)

Childcare Choices - Help with costs: [30 Hours Free Childcare, Tax-Free Childcare and More | GOV.UK](#)

Tax Free Childcare: [Get Tax-Free Childcare: step by step - GOV.UK](#)

Early Years Foundation Stage: [EYFS statutory framework - GOV.UK](#)

Early years funding rates, including Early Years Pupil Premium, Disability Access Funding [Early years funding: 2023 to 2024 - GOV.UK \(www.gov.uk\)](#)

SEND Code of Practice: [SEND code of practice: 0 to 25 years - GOV.UK](#)

Information about the Site Allocation Plan including interactive map: [Site Allocations Plan \(leeds.gov.uk\)](#)

Best Council Plan: [The strategic plan which sets out how we will deliver better outcomes across Leeds](#)

[Best City Ambition \(leeds.gov.uk\)](#)

Child Friendly Leeds: [Working to make Leeds a child friendly city](#)

Children and Young People's Plan [Leeds Children and Young People's Plan 2018-2023](#)

The Leeds Local Offer: [Support for pupils with special educational needs and disabilities \(SEND\)](#)

Early Years Foundation Stage Profile (EYFSP) On 24th November 2022, the DfE published a Statistical First Release (SFR) relating to results in the Early Years Foundation Stage Profile, 2021-22. This paper provides information on outcomes in Leeds in relation to the national position and comparator local authorities. The full statistical first release can be accessed





here: [Early years foundation stage profile results, Academic Year 2021/22 – Explore education statistics – GOV.UK \(explore-education-statistics.service.gov.uk\)](https://www.gov.uk/explore-education-statistics)

Information following the Covid pandemic [Education recovery in early years providers: spring 2022 - GOV.UK \(www.gov.uk\)](https://www.gov.uk/education-recovery)



## Appendix G – Feedback

If you have any questions or feedback regarding the CSA please contact the Sufficiency and Participation Team by:

Email: [educ.school.organisation@leeds.gov.uk](mailto:educ.school.organisation@leeds.gov.uk)

Telephone: 0113 378 5945

